



Communications and Publications Division (CPD) of the IFCC
Editor: Tahir Pillay, MB ChB, PhD, FRCPath (Lon), FCPATH (SA)
Department of Chemical Pathology, University of Pretoria, South Africa
E-mail: enews@ifcc.org

International Federation of Clinical Chemistry and Laboratory Medicine



May - June
2017



In this issue

<input type="checkbox"/> 2018 – 2020 IFCC Secretary and Treasurer elected	3
<input type="checkbox"/> IFCC Distinguished Awards 2017!	6
<input type="checkbox"/> IFCC welcomes three new members!	
▶ New IFCC Full member from Kosovo	10
▶ New IFCC Associate member from Ukraine	11
▶ New IFCC Corporate member	11
<input type="checkbox"/> Quo Vadis IFCC? – There are two peaks to climb (opinion)	12
<input type="checkbox"/> XIVth International Congress of Paediatric Laboratory Medicine (ICPLM)	13
<input type="checkbox"/> IFCC PoCT Satellite Meeting	14
<input type="checkbox"/> Call to action: Durban Satellite Meetings	15
<input type="checkbox"/> IFCC FIT - Working Group (FIT-WG)	16
<input type="checkbox"/> A new type of convergence between biology and technologies: NBIC	18
<input type="checkbox"/> Report on the 2nd IDCC Latin American Flow Cytometry Course	19
<input type="checkbox"/> NEWS FROM REGIONAL FEDERATIONS AND MEMBER SOCIETIES	
▶ Brazilian Society of Clinical Pathology/Laboratory Medicine (SBPC/ML)	20
▶ 1st CLAQ in Belgrade at a Glance	21
▶ SERBIS on Wave of New Energy	23
▶ News from the Spanish Society of Laboratory Medicine (SEQC ^{ML})	25
▶ News from the Italian Society of Clinical Chemistry and Laboratory Medicine	27
▶ Pakistan Society of Chemical Pathologists (PSCP)	29
▶ XXIII Latinoamerican Congress of Clinical Biochemistry	30
▶ News from Ecuador (SEBIOCLI)	31
▶ EFLM publications: what's new	34
▶ EFLM Symposium 2017 for Balkan Region	35
▶ EFLM WG on Harmonisation of Total Testing Process (WG-H)	36
<input type="checkbox"/> IFCC PROFESSIONAL SCIENTIFIC EXCHANGE PROGRAMME (PSEP)	
▶ My experience in Borstel, Germany	36
<input type="checkbox"/> IFCC's Calendar of Congresses, Conferences & Events	38

2018 – 2020 IFCC Secretary and Treasurer elected

**Dr. David Kinniburgh: new IFCC Secretary
Prof. Tomris Ozben: new IFCC Treasurer**

The IFCC is pleased to announce that Dr. David Kinniburgh (Canada) has been elected IFCC Secretary and Prof. Tomris Ozben (Turkey) has been elected IFCC Treasurer. We congratulate them both and wish them a fruitful term in the promotion of clinical chemistry and laboratory medicine world-wide.

The elections have been conducted via an electronic system in order to ensure wider participation in this important moment in the IFCC life.

DR. DAVID KINNIBURGH, IFCC SECRETARY

Dr. David Kinniburgh has been nominated by the Canadian Society of Clinical Chemists (CSCC) as a candidate for Secretary of the IFCC Executive Board.

He is the Director of the Alberta Centre for Toxicology at the University of Calgary and a Clinical Professor with the Department of Laboratory Medicine and Pathology at the University of Alberta and an Adjunct Associate Professor in Pharmacology and Therapeutics with the University of Calgary. His professional work experience includes hospital, academic and reference laboratories and he has been active both as a clinical scientist and a senior administrator.

He is the President of the IFCC North American Federation of Clinical Chemistry and Laboratory Medicine (NAFCC) and, as such, sits as a non-voting representative to the IFCC Executive Board (2015-2017). He is the Past President of the Canadian Society of Clinical Chemists and served previously as Treasurer. Dr. Kinniburgh is the President of the Alberta Association of Clinical Laboratory Doctoral Scientists, and he has served as President of the Alberta Society for Human Toxicology and the Alberta Society of Clinical Chemists.

He has served on a number of committees related to laboratory medicine in Alberta and Canada and currently sits on the Canadian Leadership Council on Laboratory Medicine and the LabCANDx Steering Committee, an organization established to promote



David Kinniburgh

the value of laboratory medicine. He is a member of the American Association for Clinical Chemistry Education Committee and he has also served on several committees organizing local, national and international scientific conferences. Over his career, he has been fortunate to meet and work with many laboratory medicine professionals throughout and beyond North America and this experience has broadened his awareness of laboratory medicine globally.

The IFCC plays a singularly vital role in promoting quality and standardization of laboratory medicine on a global basis. The many activities of the IFCC that serve to educate and train clinical biochemists and laboratorians, standardize and harmonize laboratory testing, advance the science of laboratory medicine,

Article continued on next page

promote the value of laboratory medicine, and improve quality are the hallmarks of the IFCC's importance and its success as an organization. As elected Secretary, Dr. Kinniburgh will work to maintain and to grow these vital activities.

His experience on the IFCC Executive Board has allowed him to gain an overall understanding of the IFCC structure and operations, including the challenges faced. The IFCC Executive Board has been progressive in its efforts to ensure that it is aware of the expectations of its members and in responding to those expectations. He has been involved in the strategic planning sessions and subsequent efforts to formulate responsive strategies, including: providing value to all members, responding to financial challenges, establishing collaborations with clinical organizations and other laboratory medicine organizations, expanding Spanish language programs and encouraging more involvement of young scientists, to highlight a few. In his position, Dr. Kinniburgh will continue to support these important initiatives.

His past experience and his skills will allow him to make a meaningful contribution to the IFCC Executive Board.

The IFCC is glad to welcome Dr. David Kinniburgh as IFCC Secretary on the Board.

PROF. TOMRIS OZBEN IFCC TREASURER

Prof. Tomris Ozben is a full professor since 1990 at the Dept. of Clinical Biochemistry, Faculty of Medicine, Akdeniz University, Antalya, Turkey. She obtained her Bachelor of Science from the American University "Robert College", Istanbul, Turkey, Ph.D. in Biochemistry from Ege University, Izmir, Turkey and Specialty in Clinical Biochemistry from Marmara University, Istanbul Turkey.

She is serving actively the International Federation of Clinical Chemistry and Laboratory Medicine (IFCC) since 2001, as the Chair of the IFCC Congresses and Conferences Committee (C-CC) (for two consecutive terms; seven years); previously as Full Member (three years) and Corresponding Member (three years) of C-CC.

In 2014, she was elected by the IFCC Council with over 60% of the votes to the position of IFCC Treasurer (2015-2017).



Tomris Ozben

Prof. Ozben served as the Organising Committee Member of several EuroMedLabs (Glasgow 2005; Innsbruck 2009; Berlin 2011; Milan 2013; Paris 2015); WorldLabs (Fortaleza 2008; Berlin 2011; Istanbul 2014); IFCC General Conferences (Antalya 2008; Corfu 2010; and Kuala Lumpur 2012); Steering Committee Member of IFCC-Roche Bergmeyer Conferences (2008-2015); Member of the International Advisory Board of the 18th ICCCLM 2002, Kyoto, Japan; IFCC&AACC 2005, Orlando, USA.

Since 2016, she is a member of the Board of Directors of the IFCC Foundation for Emerging Nations (FEN), a non-profit Charitable Trust devoted to improve the quality and delivery of laboratory medicine services, particularly in emerging nations.

In 2016, she received the "Distinguished Abstract for Scientific Excellence" award of AACC's National Academy of Clinical Biochemistry (NACB), presented also oral as a hot topic in Clinical Chemistry.

She has been the President (2000-2003), Past-President (2003-2006) and Executive Board member

(2006-present) of the Balkan Clinical Laboratory Federation (BCLF); Advisory Board member of Forum of European Societies of Clinical Chemistry and Laboratory Medicine (FESCC; IFCC-Europe; 2001-2008); Advanced Courses Committee member of the Federation of European Biochemical Societies (FEBS; 1997-2001); American Biographical Institute, Research Board of Advisors since 2001.

During her tenure at Akdeniz University, Prof. Ozben has been the Vice Rector, Director of Research Funds, Chairman of the Department of Clinical Biochemistry and Founding Director of the Central Laboratory at Akdeniz University Hospital which includes Clinical Chemistry, Microbiology, Virology, Toxicology, Haematology, Immunology, Coagulation, Therapeutic Drug Monitoring, Emergency, Pre-analytical and Point-of-Care Services. She has worked for more than 10 years in the Ethical Committee of Akdeniz University Hospital and Medical Faculty on themes concerning Drug research in clinical trials. She has served as the Commission Member of the Turkish Ministry of Health for restructuring Medical Education and Teaching, and Member-Elect of the Turkish High

Educational Council for four years. Prof. Ozben has been appointed as the National Representative by the Scientific and Technological Research Council of Turkey (TUBITAK) with the approval of the Ministry of Foreign Affairs since 2008. Teaching Clinical Laboratory Medicine to medical and non-medical students, residents, and fellows has been a primary activity in her career, delivering lectures on a variety of topics to clinicians and laboratory scientists, and serving as a mentor to numerous graduate students and take part at Post-Graduate Education Programmes (Specialty and PhD) at Akdeniz University. Currently, she is one of the Directors at Akdeniz University Hospital Central Laboratory and principal investigator of many research projects. In 2003, she received "Akdeniz University Outstanding Contribution" award, and in 2006 "Akdeniz University Science" award.

She is the author of 240 peer-reviewed manuscripts, 14 book chapters and editor of 3 books published by the International Publishers (Plenum Press, New York; IOS Press, Amsterdam). She attended more than 200 international congresses as an invited speaker and has

organised several International Congresses, Courses, Workshops, Young Scientists Forums and Meetings supported by IFCC-FEBS-IUBMB-BCLF-NATO-TUBITAK.

Prof. Ozben is a member of the Editorial and Advisory Boards of many Scientific Journals, reviewer for several journals, and scientific projects evaluator for the Italian Ministry for University Education and Research (MIUR; 2003-present), Ministry of Science and Environmental Protection of Republic of Serbia (2005-present) and Israel Science Foundation (2012-present).

In her role of IFCC Treasurer she will aim to:

- maintain and improve IFCC as a valid and credible reference resource of expertise for standardization, harmonization accreditation, quality assurance standards, education, innovation, novel applications, evidenced base practise, clinical and cost effectiveness with novel and multiplex diagnostic technologies and pursuing global recognition of the importance of laboratory medicine and improvement of healthcare through laboratory medicine;
- strengthen and re-target the financial situation of IFCC to achieve the most efficient outcomes, providing financial stability and robustness of income, and a healthy balance between income and expenses;
- prepare the arising financial difficulties regarding the new MedTech Europe Code of Ethical Business Practice which have already caused global policy changes in companies; revising the relationship with corporate members, by seeking compliance with the Ethical MedTech Conference Vetting System (CVS), and by focusing on specific projects and educational activities;
- enhance cooperation and create a common discussion platform with IFCC Regional Federations and member societies;
- maintain and enhance the privileges of IFCC full member societies and to increase the number of IFCC affiliate/corporate members;
- enhance cooperation of IFCC with other clinical laboratory disciplines, and set up joint promotional activities with international organizations and corporate members;

- promote professional development of clinical laboratory scientists at all levels and meet IFCC members' expectations and professional needs recognizing the needs of both developed and developing countries;
- promote publications and products from IFCC activities, to improve e-learning activities;
- strengthen collaboration between laboratory professionals and companies active in laboratory medicine and related fields (e.g. in vitro diagnostics, pharma, IT, biotechnology, biotech networks, commercial lab services)

- promote IFCC through international and regional congresses.

Her past experience and her skills will allow her to improve and maintain the functions and activities of IFCC.

The IFCC is glad to welcome Prof. Tomris Ozben as IFCC Treasurer on the Board.

The next IFCC election will be for the Corporate Member of the Executive Board and will take place electronically from 1st June- 30th June 2017. Results will be announced by 15th July 2017. IFCC corporate members constitute the voting members.

IFCC Distinguished Awards 2017!

The IFCC announces the names of the winners of the eight 2017 IFCC Distinguished Awards.

Milan, 18 April 2017 - The IFCC is pleased to announce the names of the winners of the eight 2017 IFCC Distinguished Awards. The IFCC Distinguished Awards are bestowed to laboratory medicine professionals to recognize their outstanding achievements, publicize their exceptional research and contributions to medicine and healthcare, and encourage the overall advancement of clinical chemistry and laboratory medicine.



Yuk M. Dennis Lo

Prof. Yuk-Ming Dennis LO (Hong Kong), is the winner of the **2017 IFCC Distinguished Clinical Chemist Award**, sponsored by [IFCC](#). This award recognizes specifically an individual who has made outstanding contributions to the science of Clinical Chemistry and Laboratory Medicine or the application of Clinical Chemistry to the understanding or the solution of medical problems.



Prof. Lo is the first to report the presence of high concentrations of cell-free fetal DNA in maternal plasma (Lo et al. Lancet 1997; 350: 485). This discovery has created a revolution in non-invasive prenatal diagnosis. He discovered a new biological phenomenon

and over a period of 20 years has demonstrated innovation, stamina and vision to lead the field translating this discovery into a new platform technology for non-invasive prenatal diagnosis, which has created a paradigm shift in prenatal medicine. As a result, the number of invasive tests, with their associated risks, has been greatly reduced in many centres making prenatal testing safer and less traumatic for pregnant women and their families. In addition, the success of non-invasive prenatal testing has shown the world a glimpse of the power of plasma DNA analysis, thus directly triggering the recent global interest in liquid biopsies for cancer detection and monitoring as well as translation to areas such as organ transplantation and autoimmune diseases. In recognition of *Prof. Lo's* contribution to the area of non-invasive prenatal diagnosis, he has been given numerous prestigious awards and holds many foundational patents in non-invasive prenatal testing.



Jocelyn M. B. Hicks

Dr. Jocelyn M. B. HICKS (United States), is the winner of the **2017 IFCC Henry Wishinsky Award for Distinguished International Services**, sponsored by [Siemens Healthineers](#). This award, recognizes specifically an individual who has made unique contributions to the promotion and understanding of Clinical Chemistry and Laboratory Medicine throughout the world.



Throughout her distinguished career *Dr. Hicks* has made highly significant contributions globally to the field of laboratory medicine. Her contributions to paediatric laboratory medicine are well recognized, as are her contributions to the stature and influence of

the IFCC: she has been the only woman President in 65 years, since IFCC was founded. She has contributed her time and expertise toward the advancement of clinical chemistry and laboratory medicine. She has volunteered her time through active leadership and participation in the programs of many professional societies including, AACC, IFCC, NACB, CLSI and IAPLM. She has given lectures in forty seven countries as a member of IFCC, and is well known as an outstanding educator. Worthy of special

merit is her work on behalf of developing countries as an IFCC leader and lecturer, fundraiser and most importantly as a mentor who hosted many individuals from developing countries at her home institution. *Dr. Hicks* has truly been an “ambassador to the world”: she has not just contributed to the promotion of Clinical Chemistry and Laboratory Medicine; she has brought an understanding of the field to a world community in unique ways.



Nader Rifai

Prof. Nader RIFAI (United States), is the winner of the **2017 IFCC Award for Distinguished Contributions in Education**, sponsored by [Abbott Diagnostics](#). This award recognizes specifically an individual who has made extraordinary contributions in establishing and developing educational materials for the Clinical Chemistry discipline to improve training and educational programs worldwide or in a region.



Prof. Rifai has made numerous contributions towards the education of individuals worldwide and has pioneered many innovative education tools. As the Editor-in Chief of Clinical Chemistry he has expanded the

international reach of the journal as an educational tool. To date, over 1600 articles have been translated to one of 15 languages. He was the driving force behind many new educational tools that benefit training programs and students. He created the Clinical Chemistry Trainee Council, a web-based, and free of charge educational program for trainees and mentors in laboratory medicine. As Editor of the current edition of the Tietz Textbook of Clinical Chemistry, he is pioneering a modern experience to textbook publishing and usage by linking the textbook to cloud-based electronic learning tools.



Susan Branford

Associate Prof. Susan BRANFORD (Australia), is the winner of the **2017 IFCC Award for Significant Contributions in Molecular Diagnostics**, sponsored by [Abbott Molecular](#). This award recognizes specifically an individual who has made unique contributions to the promotion and understanding of molecular biology and its applications in Clinical Chemistry and Laboratory Medicine worldwide.



Prof. Branford has made significant contributions to health outcomes and management of patients with Chronic Myeloid Leukaemia (CML). She developed molecular techniques to assess treatment response and drug resistance. These results correlate with patient outcome and such data now govern therapeutic decisions. She is a leader in international efforts for molecular method standardisation and reporting on a common scale, which have been adopted internationally and incorporated into international clinical practice guidelines to optimise patient outcomes. *Prof. Branford* is recognised as a leading national and international authority in molecular monitoring for patients with CML.



Eleftherios Diamandis

Dr. Eleftherios DIAMANDIS (Canada), is the winner of the **2017 IFCC Distinguished Award for Laboratory Medicine and Patient Care**, sponsored by [Sekisui Diagnostics](#). This award recognizes specifically an individual who has made unique contributions in Laboratory Medicine, its application in improving patient care, and having a worldwide impact in clinical medicine.



During his career *Dr. Diamandis* has made significant contributions to patient care through the discovery, validation and implementation of cancer biomarkers for early diagnosis, prognosis and prediction of therapeutic response. He developed major advances in the identification and application of proteomics, resolving the scope of the Kallikrein gene/enzyme family in human development and disease as well as the initiation and progression of cancer. Recently he has new projects in male infertility, neurodegenerative disorders and autoimmune diseases. Through *Dr. Diamandis'* leadership, training programs in research and clinical chemistry have been developed and the Division of Clinical Biochemistry at the University of Toronto is flourishing. Novel disease biomarkers and diagnostic tests have been developed and commercialized for the benefit of patients and scores of scientists, physicians and healthcare providers have been educated. *Dr. Diamandis* has been recognized on several occasions by both the Canadian Society of Clinical Chemist and the American Association for Clinical Chemistry (AACC) with major awards related to research and education.



Mathias M. Müller

Prof. Mathias M. MÜLLER (Austria), is the winner of the **2017 IFCC-Robert Schaffer Award for Outstanding Achievements in the Development of Standards for Use in Laboratory Medicine**, co-sponsored by [NIST](#) and [CLSI](#). This award recognizes specifically an individual who has made outstanding and unique contributions to the advancement of reference methods and/or reference materials for laboratory medicine to facilitate improved quality of clinical diagnostics and therapies, which would in turn lead to reduced costs and improved patient care.



Prof. Müller has greatly contributed to the promotion of reference methods and materials in his roles as Chair of the Scientific Division of IFCC and later as its President. He was largely responsible for assembling infrastructure for the adaption of metrological principles to laboratory medicine including the collaboration agreements between the former Institute of Reference Materials and Methods (IRMM) and CLSI with the IFCC so

that each of these organizations could work in tandem leveraging the unique strengths of each working together. He was also a driving force in supporting the Joint Committee for Traceability in Laboratory Medicine (JCTLM) which furthers meaningful standardization work in our domain. His article played a key role in developing and articulating the principles of sound metrological principles and a plan of action to improve analytical accuracy in medical laboratories.



Jack H. Ladenson

Dr. Jack H. LADENSON (United States), is the winner of the **2017 IFCC Distinguished Award for Contributions to Cardiovascular Diagnostics**, sponsored by [HyTest](#). This award honours an individual who has undertaken remarkable scientific work with cardiac markers or immunodiagnostic applications to improve cardiac disease diagnosis. It will be presented for the first time on occasion of the WorldLab Congress to be held in Durban in 2017.



Dr. Ladenson is one of the researchers who helped bring the field of cardiovascular diagnostics to its current state, being instrumental in the development of diagnostic tests for myocardial infarction and other cardiac diseases. He developed the first monoclonal antibody for the quantification of CK-MB, which was used by almost all commercial CK-MB measurement procedures and was for many years the gold standard biomarker of myocardial infarction. He then went on to develop the first monoclonal antibody and immunoassay for quantifying Troponin I the current gold standard biomarker for myocardial infarction.

He used this assay to prove the clinical importance of this biomarker for evaluating myocardial infarction. His Troponin I assay is used in several current FDA-approved assays.

He used this assay to prove the clinical importance of this biomarker for evaluating myocardial infarction. His Troponin I assay is used in several current FDA-approved assays.



Rojeet Shrestha

Dr. Rojeet SHRESTHA (Nepal), is the winner of the **2017 IFCC Young Investigator Award**, sponsored by [IFCC](#). This award recognizes and encourages the academic and professional development of a young investigator (under 40 years of age) who has demonstrated exceptional scientific achievements in Clinical Chemistry and Laboratory Medicine in his career.

Dr. Shrestha started his career in laboratory medicine in his early 20's



involved in research work related to the immunological and molecular aspect of mycobacterial diseases. He worked in the clinical trial to improve the diagnosis of leprosy collaborating with world-renowned international institutions like Centre for Diseases Control and Prevention (CDC). He

has demonstrated outstanding performance throughout his professional career and inspired other young medical scientists with several publications

as a lead author in prestigious journals in the field and has been recognized with several prestigious awards. These include the National Academy of Clinical Biochemistry's distinguished abstract award (2013), Japanese Society of Clinical Chemistry (JSCC)'s paper award (2015), American Association for Clinical Chemistry (AACC) Division Award for Excellence in Research (2015), and Asia-Pacific Federation for Clinical Biochemistry (APFCB)'s Young Scientist Award (2016). He is an associate fellow from US National Academy of Clinical Biochemistry (NACB). He also active member in several academic and professional societies and editor of several journals.

Prof. Howard MORRIS, IFCC President-Elect, Chair IFCC Awards Committee, said: *"We are delighted in electing these colleagues for the 2017 IFCC Awards. The Awardees are a witness of the contribution that IFCC gives to advancement of excellence in laboratory medicine for better healthcare worldwide. I'm happy that so many National Societies submitted excellent candidates: we had a very hard task selecting the Awardees among them. It has been a privilege considering them and we are sure that the Awardees will inspire a new generation of clinician-scientists worldwide"*.

IFCC welcomes three new members!

New IFCC Full member from Kosovo Kosova Association of Clinical Chemistry (KACC)



KACC headquarter office is located in Pristina. Amongst the aims of KACC are: the union of Clinical Biochemists and their commitment to advance the profession and science of Clinical Biochemistry in the country, the promotion of scientific activities of the members of the society; the encouragement of professional work in the Clinical Biochemistry area and in other areas of laboratory diagnostic; the representation of the membership in all important

occasions, promoting the medical laboratory profession in all areas for better diligence of health; support to the profession and educational advice; cooperation with local, national and international organizations and support to every aspect of the professional activities of society members.

New IFCC Associate member from Ukraine Association for Quality Assurance of Laboratory Medicine (AQALM)



Since its foundation, AQALM main purpose is the realization and protection of legitimate social, scientific, economic, creative, age and other common interests of its members and activities aimed at promoting the development of laboratory medicine and improve the quality of medical laboratory services in Ukraine. Amongst its objectives is the creation of quality assurance system for clinical laboratory tests; promotion of development and implementation of regulations concerning the quality of clinical laboratory tests and other regulations; promotion of the development and introduction of modern methods of quality management of medical laboratory services to medical laboratories work; participation in the establishment and maintenance of public and private external quality assessment of clinical laboratory tests, including on the basis of international cooperation; on behalf of the Ministry of Health of Ukraine performing of professional certification, certification and licensing specialists / experts on laboratory medicine; organization of symposia, scientific conferences, seminars, workshops, lectures, courses and other scientific and educational activities and duties, without the intention of making a profit; provision of high quality patient care.

New IFCC Corporate member Beijing Dream Diagnostics Medicine (DDM) Technology Co. Ltd.



Beijing Dream Diagnostics Medicine (DDM) Technology Co., Ltd. is one of the mainstream IVD consultation groups in China providing services for the whole industry chain of IVD and focusing on laboratory medicine, consisting of incubator

department, media department, CRO department and exhibition department, committed to the domestic and foreign IVD companies to provide the whole industry chain services. Website: <http://www.ivdchina.com/>

News from the IFCC Website

New eAcademy JCTLM webinars on Standardization and Harmonization



If you are strong in the use of laboratory methods for medical diagnosis and monitoring and wish to improve your understanding of the basic principles of establishing and maintaining accuracy and trueness of measurement results, participate in the eAcademy JCTLM webinar.

[Read more](#)

Quo Vadis IFCC? – There are two peaks to climb (opinion)

*by Joseph Lopez
Kuala Lumpur, Malaysia*



Joseph Lopez

The IFCC has had several outstanding achievements in clinical chemistry since its founding. It is recognised as the global leader. However, it still does not represent many countries of the world. The United Nations has a membership of 193 sovereign states while the IFCC currently has 90 national societies as its members. This figure represents less than 50% of the UN membership.

In the Asia-Pacific, the largest of the IFCC's regions and the part of the globe that I am familiar with, several countries have yet to become members. In South and Southeast Asia, they include Bangladesh, Brunei, Cambodia, Laos, Myanmar, Papua New Guinea and Timor Leste. Most of the Pacific and Indian Ocean island nations are not members and neither are most of the central Asian republics of the former Soviet Union. So it is with many countries in Africa and most of the island states off the American mainland. Often, these countries are the very ones that could most benefit from membership of the IFCC.

If the IFCC aspires to be a truly global representative for clinical chemistry, it needs to actively reach out to recruit more members. The regional federations have a responsibility to bring these countries under the IFCC's and their umbrellas.

The second issue facing the IFCC is a clear definition of its scope. The inclusion of Laboratory Medicine to the IFCC'S name has broadened its remit beyond clinical chemistry. The blurring of the traditional boundaries in laboratory medicine was perhaps the main reason for this move. Yet, several years following this inclusion, the IFCC remains primarily a federation of clinical chemistry societies, and even its abbreviation remains unchanged. One wonders if the implications of the inclusion of Laboratory Medicine were properly thought through and whether there was a proper plan of action to follow up this decision. Topics on clinical chemistry still dominate the WorldLab and regional congresses and there is precious little of the other disciplines of laboratory medicine. Up to now, the EFLM is the only regional federation that refers to itself as a federation of laboratory medicine. If the IFCC is indeed serious about representing laboratory medicine as a whole, it will need to proactively do much more to include the disciplines of laboratory medicine besides clinical chemistry. There are several ways in which this can be achieved and it could start within the IFCC itself. The diagnostic challenges posed by endemic and new infectious diseases, for example, that affect so many parts of the world are an area in which the IFCC can play a role.

There will need to be some hard thinking and robust debate of ideas about the future direction the IFCC should take if it is to retain its leadership of clinical chemistry and become the global leader of laboratory medicine as a whole as well. It will have to be nimble to stay ahead of the competition from other professional organizations. To stand still would be to fall back and fade into irrelevance.

[The writer is a past member of the IFCC Executive Board (2006-2011) and a past President of the APFCB (2004-2010). The views expressed above his alone. Email: jblopez2611@gmail.com]

XIVth International Congress of Paediatric Laboratory Medicine (ICPLM)

Durban, South Africa – October 20-22, 2017

by Tahir Pillay

IFCC eNews Editor

Congress Co-president, WorldLab 2017

On behalf of the Organizing Committee of the XIVth International Congress of Paediatric Laboratory Medicine (ICPLM) and the Task Force on Paediatric Laboratory Medicine (TF-PLM) of the International Federation of Clinical Chemistry and Laboratory Medicine (IFCC), the IFCC invites you to the Congress in Durban, South Africa on October 20-22nd 2017.

The Congress will be organized in cooperation with the African Federation of Clinical Chemistry, the South African Association for Clinical Biochemistry and Laboratory Medicine, the Medical Research Council (SA) and the National Research Foundation (NRF), SA. The Congress will focus on the latest scientific and technological achievements

in all areas of paediatric clinical and diagnostic laboratory medicine and we are certain that all participants will be enthused by the program. Taking place immediately before the IFCC World Lab Durban 2017, the Congress offers you the unique opportunity to gather the latest information in laboratory medicine for children as well as for adult patients.

The scientific programme will cover a wide range of topics and includes sessions on genetically determined diseases in children, metabolic disorders, newborn screening, allergy testing, nutrition, endocrinology, paediatric reference intervals, infectious diseases, challenges of the paediatric laboratory, and many other topics. We

would also like to encourage you to submit your latest scientific research results to be presented in scientific poster sessions. The program will attract a wide variety of participants including laboratory physicians, pathologists, scientists and technologists, as well as practicing clinicians in paediatrics, neonatology, infectious disease and family medicine.

Durban, which is the third largest city in South Africa, is a natural paradise known for its gorgeous, safe swimming beaches and subtropical climate, warm Indian Ocean, variety of restaurants and rich cultural diversity. Durban is situated on the eastern coast of Africa, in Kwazulu Natal province, where summer is all year long.

We look forward to hosting you in Durban in October 2017. For further information visit:

<http://www.icplm2017.org/>



IFCC PoCT Satellite Meeting

Durban, South Africa – October 21, 2017

by **Tahir Pillay**

IFCC eNews Editor

Congress Co-president, WorldLab 2017

On behalf of the Organizing Committee of the IFCC PoCT Satellite Meeting and the Task Force on Point of Care Testing (TF-POCT) of the International Federation of Clinical Chemistry and Laboratory Medicine (IFCC), the IFCC invites you to the IFCC PoCT Satellite Meeting that will be held in Durban, South Africa on October 21st 2017.

Among the speakers, Rosy Tirimacco, IFCC Chair of the Task Force on PoCT will highlight the “Important points to consider when implementing PoCT” and the “Use of PoCT and Decision Support Software to manage Atrial Fibrillation”.


Gerald Kost will focus on “Environmental Factors that can affect PoCT” and Sverre Sandberg on “How to validate PoCT equipment with laboratory equipment” and “Clinical Indications of PoCT”.

Other presentations by Adil Khan, Anne Skurup, Norman Moore, Trevor Allison, and Evan Ntrivalas will give indications respectively on: “How to set up a Quality Framework for PoCT”; “Avoiding Errors in Blood Gas Analysis”; “Use of PoCT for diagnosis of HIV”; “PoCT for the Early Detection of Renal Disease”; “Supporting Management of Sepsis”.

During the meeting Rajiv Erasmus, Rosy Tirimacco and Sverre Sandberg will Debate about: “Who should take ownership of PoCT - The laboratory; - The Health Service; - Combination of Laboratory and Health service

We look forward to meeting you in Durban on 21st October 2017. For further information and registration, visit: <http://www.durban2017.org/page/programme/satellite>





CALL TO ACTION!!

XIV International Congress of Paediatric Laboratory Medicine

20 - 22 October 2017



Don't forget to submit your Abstract!

Stay up to date!

15 June 2017 - 23:59 CET

[Click to Submit your Abstract NOW!](#)

[Click to Register NOW!](#)

IFCC POCT Satellite Meeting

21 October 2017



Don't miss your chance!

[Click to Register NOW!](#)

IFCC - FIT Working Group (FIT-WG)

by **Sally C. Benton**

Chair, FIT-WG

Pathology Services, Royal Surrey County Hospital, Surrey Research Park, Guildford, UK

Analysis of haemoglobin (Hb) in faecal samples by immunochemistry, the faecal immunochemical test (FIT) is becoming commonplace in screening programmes across the world and recently published evidence is supporting its potential as a rule out test for use in patients with low risk symptoms suggestive of colorectal cancer (CRC). Commercial immunoassays are available for this analysis and FIT is rapidly replacing the traditionally used guaiac faecal occult blood test.

Chair	Sally C. Benton	UK
Group Members		
Marieke Fasa		NL
Barcey Levy		USA
Han Mo Chiu		Taiwan
Josep-Maria Auge		Spain
Erin Symonds		Australia
Petr Kocna		Czech Republic
Natasha Djedovic		UK
Judith Strachan		UK
Heinz Schimmel		Belgium
Shizuka Takehara		Japan
Samantha Jones		UK
Corporate members		
Maurizio Gramegna	Italy	Sentinel
Takuo Ichiyanagi	Japan	Eiken
Tsuyoshi Fukuda	Japan	Kyowa
Yasunobu Masuda	Japan	Kyowa
Mr Yosuke Doi	Japan	Alfresa
Dr Tetsuya Kosaka	Japan	Alfresa



Sally C. Benton

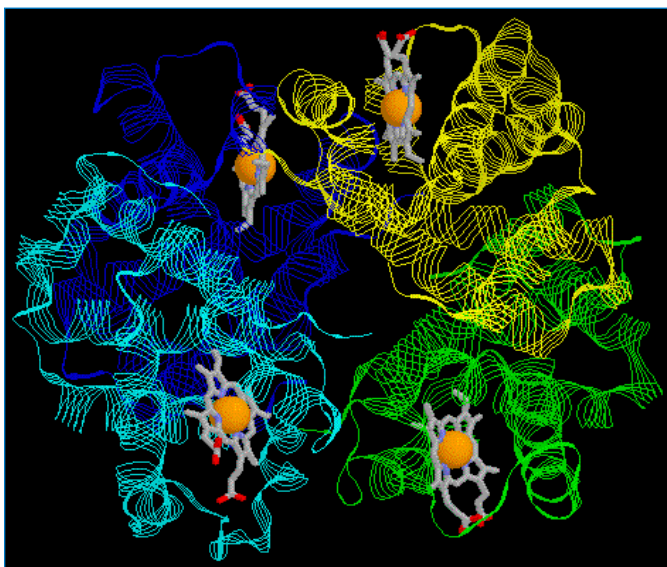
The antibody in FIT binds to the globin moiety of the Hb molecule and the test offers numerous benefits over the guaiac method; only a signal stool collection is required (compared to 3 for guaiac), it only detects human Hb and we can obtain quantitative results enabling risk stratification and the potential to incorporate the results in to risk algorithms.

Both quantitative and qualitative FIT tests are available. The qualitative tests tend to use lateral flow technology, and many are marketed as home testing devices. In the first instance it is anticipated that these will not be covered as part of the scope of the FIT working group.

For quantitative FIT, faecal samples are typically collected into a FIT sampling device by the patient at their home. A small amount of faeces is loaded onto a grooved or dimpled stick then inserted into a bottle containing a preservative buffer. Tubes are then transported to the laboratory, often by normal postal service, for analysis.

There is currently no harmonisation or standardisation of the FIT tests. Manufacturers have developed

Article continued on next page



Haemoglobin molecule



FIT collection devices

different antibodies, they have different buffering systems in the collection tubes to stabilise the Hb and not all assays are standardised to the same reference material. There is no established international EQA or IQC programme and there is limited/ no data available on a number of important analytical factors such as the impact of Hb variants on the assays.

Additionally the heterogeneity of faecal samples and the nature of the collection process leads to high levels of pre-analytical variability.

The IFCC FIT-WG has been established to begin to address some of these issues. There has been great support and engagement in this project from both leaders in the field of CRC and FIT as well as the manufacturers of the quantitative FIT analytical systems.

The objectives of the group in the first instance include:

- determine the pitfalls in FIT and possible solutions
- determine the role of Hb variants as confounding factors
- determine the feasibility of developing reference materials and/or commutable calibrators
- determine prerequisites for preanalytical phase standardization
- establish EQA programmes
- establish 3rd party IQC material
- investigate sample stability

We will be holding our first FIT working group meeting at the Euromedlab Congress in Athens in June.

News from the IFCC Website

eJIFCC Vol 28 n°2 (May 2017) - Advances in the diagnosis of sepsis



eJIFCC Vol 28, n°2 is now available! It focuses on Advances in the diagnosis of sepsis. Guest-editor is Dr. Tamás Kószegi. Sepsis has remained one of the major challenges at the Intensive Care Units. Although sepsis is known for a long time, its pathomechanism is not completely understood due to the various triggering factors and to the altered response of the individuals. In this issue of the eJIFCC, there are four manuscripts, which summarize the present knowledge on the major aspects of diagnosis and treatment of sepsis with the introduction of some unconventional new biomarkers. The issue also features a validation study of after reconstitution stability of diabetes and a Case Report on a toddler with anasarca caused by congenital nephrotic syndrome.

[Read more](#)

A new type of convergence between biology and technologies: NBIC

by Bernard Gouget

*Councillor for Public Health FHF, Chair-Human Health Care Committee-COFRAC
Chair IFCC-Nominations Committee, Secretary General-International Francophone Federation
of Clinical Biology and Laboratory Medicine (FIFBCML)*

The 21st century is shaping up to be the century of the infinitely small. Biotechnology is advancing at a tremendous speed and will totally transform our relationship with the world in a few generations, changing our economy and reducing death. We have entered a new world filled with increasingly advanced technologies that surpass humans in many respects. We live in a new era where IT, biology and the sciences give meaning to life and offer infinite possibilities for evolution. Human beings have been able to accept and take advantage of these advanced technologies to push the limits of the body and develop ultra-connected tools designed to make everyday life easy. The result is a world where everything is within reach, where people live increasingly longer and are less sick and where the definition of well-being and speed keeps evolving.

According to Laurent Alexandre, surgeon and president of DNAVision, the origin of this revolution is NBIC. This acronym designates the connection of four scientific fields at the origin of the greatest medical, scientific and technological discoveries of the past few years: **N**anotechnology, **B**iology, **I**T and **C**ognitive science (artificial intelligence and brain sciences). This synergy increases the power of research tenfold. The four components of the NBIC revolution fertilize each other and are leading us toward humanity 2.0. Genetics benefits from the explosion of computer calculation capacities and nanotechnologies vital for reading and modifying the DNA molecule. Nanotechnology will benefit from progress in IT and cognitive science, which itself will consist of three other components. Cognitive science uses genetics, biotechnology and nanotechnology to understand how to “enhance” the brain and to build increasingly sophisticated forms of artificial intelligence, eventually directly connected to the biological human brain!



Bernard Gouget

Reparative nanomedicine is a good example. Nanorobots can circulate throughout our bodies, able to move around and repair our defective molecules and genes. These nanotechnologies will allow producing and replacing any defective body part or organ and act in a very targeted manner in the heart of the cell. II. Nanovectors will be able to transport the therapy into the Progress in genetic engineering allows us to glimpse a world where children can be augmented by manipulation of their genome. DNA sequencing is becoming more democratic. The cost of enzymes enabling DNA modification has been decreased 10,000 fold in ten years, which opens the way to DIY genomics. The genome industry will become the leading global industry during the 21st century. It is growing very quickly, from the production of sequencers to biochips and including gene repair techniques. Many genomic start ups are arising: synthetic biology is becoming a pillar of the global economy. Medicine will be completely transformed: it will become personalized medicine and many diseases will be eradicated.

Article continued on next page

Electronic tools enhancing our sensory capacity have taken their first steps: Google Glasses and Facebook and Microsoft virtuality glasses. More long term, the interface of our brains with AI would be possible. Google supports Singularity University, which trains NBIC specialists. The term “Singularity” means the moment where the human mind will be exceeded by IA, which is expected to grow exponentially. Ray Kurzweil, an IA chief engineer at Google and a leader in trans-humanism, who believes that a citizen is an autonomous being who alone decides the changes they wish to make to themselves as science progresses, is convinced that NBIC will be able to dramatically reduce death in the next decades. Humanity becomes a perpetually evolving field for experimentation, which can be improved and modified. L. Alexandre asserts that we will progress from repaired humans to augmented humans. In the face of these developments, considerable ethical and moral problems will arise. Should a young person be told about a predisposition to a future handicap when there is no treatment yet? On the other hand, can citizens be forbidden to know their genetic destiny? What are the limits of science and human dignity: do we have the right to modify the human species to increase its capacities

and reduce aging and death? Should an international agency be responsible for compliance by all countries with limits to genetic transgression?

This is a unique moment in the history of technological creations; the improvement of human performance becomes possible by the integration of technology. The grand NBIC convergence will upset our entire philosophical framework in a few generations; its main use will be fighting disease since the aversion to death is universal. Humanity is going to have to deal with decisions that are probably irreversible in the field of genetic manipulation and artificial intelligence. The modification of the human species is a potential technical possibility. This change of perspective is dizzying, when we project for the long and very long term. Choosing to modify our genome or the functioning of our consciousness, orienting artificial intelligence, will lead to a lot of passion, ideological radicalization and even a risk of conflict. The question of regulation will become crucial, even vital. Allowing everything would be frightening; forbidding everything would not make sense, as long as it is not a question of making monsters but rather improving humanity, for example by increasing healthy longevity.

Report on the 2nd IDCC Latin American Flow Cytometry Course

Montevideo, Uruguay – 29-31 March, 2017

by Ulrich Sack

*Chair, IFCC WG Working Group Flow Cytometry
Institute of Clinical Immunology, University of Leipzig, Germany*

The course has been organized by a team of clinical flow cytometrists from Latin America and Europe. Locally, Hugo Giordano prepared the site in co-operation with Iliana Senaris.

On the evening of the 28 March 2017, Jorge Rossi (Montevideo, Uruguay) and Jairo Villanueva (Mexico) gave 2 pre-congress presentations in preparation for the course opening.

The formal course started 29 March 2017. The first presentation on basic immunology was given by Alfonso Blanco (Dublin, Ireland). He was followed by Elisa Sajaroff (Buenos Aires, Argentina). She presented novel data on minimal residual disease (MRD). Ricardo Morilla (London, UK) is active in harmonization and pointed out how flow cytometric analysis in leukaemia can be made comparable between laboratories. Nydia Strachman Bacal (Sao Paulo, Brasil)

Article continued on next page

underlined his ideas by additional specific technical details. Finally, a round table discussion between Elisa Sajaroff, Nydia Strachman Bacal, Ricardo Morilla, and Hugo Giordano was introduced by Andreas Marinato (Sao Paulo/Vitoria, Brasil). In the discussion, the benefits of harmonization were discussed in detail. Daniela Lens (Montevideo, Uruguay) discussed the approach of the Euroflow group.

In the afternoon, the practical exercises started. Participants formed 2 experienced and 2 beginners' groups and joined each 2 practical exercise. 2 Cytoflex and 1 Navios flow cytometers were used hands-on; samples were prepared, cytometers were initialized, and finally data was analyzed.

The second day started with an overview on immunodeficiencies in adults by Ulrich Sack (Leipzig, Germany). Then, Nydia Strachman Bacal presented recent studies on MDS. Luciana Cavaleiro Marti (Sao Paulo, Brasil) highlighted the interaction between stroma cells and stem cells in bone marrow. The following round table discussion about MRD was based on short presentations by Elisa Sajaroff, Hugo Giordano, Isabel Gaillard (Buenos Aires, Argentina), and Nydia Strachman Bacal.

Case presentations and hands-on analyses were topics of the practical sessions in the afternoon. One

focus was to establish gating strategies with various software products.

Friday morning session was opened by Andreas Bernusconi (Buenos Aires, Argentina) with a presentation on primary immunodeficiencies. She presented the huge panel of tools necessary today for an immunodeficiency centre. Subsequent, Daniela Lens reported on acute myeloid leukemia. Ricardo Morilla explained MRD and multiple myeloma, and Rodolfo Patussi Correia (Sao Paulo, Brasil) gave a talk about cellular analysis of neoplasms in cerebrospinal fluid.

The final practical exercises explained the analysis of primary immunodeficiencies, the detection of cytokines and case studies.

All participants and trainers highly appreciated the approaches giving the most recent scientific overviews and the focus on practical activities. Participants could prepare and analyze samples hands-on. The organizers are grateful to the local organizers for supporting the meeting, to Beckman-Coulter and Bioquim for generously funding the course, and to the local scientific community, in particular to the Uruguayan Biochemical Association (ABU) and to the Grupo Rioplatense de Citometria de Flujo (GRCF).

NEWS FROM REGIONAL FEDERATIONS AND MEMBER SOCIETIES



Brazilian Society of Clinical Pathology/Laboratory Medicine (SBPC/ML)

2nd International Workshop on Laboratory Indicators

On 10-11 May 2017, the Brazilian Society of Clinical Pathology/Laboratory Medicine (SBPC/ML) organized the **"2nd International Workshop on Laboratory Indicators"** at the Hotel Dazzler San Martín, in Buenos Aires (Argentina).

The well-received programme of the Workshop included the following topics:

- Performance measurement system by indicator means
- Benchmarking of Performance Indicators
- Harmonization of indicators
- Brazilian Program of Laboratory Indicators
- Group work - interpretation study of indicators

Article continued on next page

The 1st International Workshop on Laboratory Indicators was held in Montevideo (Uruguay), on 9-10 December 2016.

The SBPC-ML actively continues to promote clinical chemistry in Brazil. The next big event organized by SBPC-ML will be the 51st Brazilian Congress of Clinical Pathology/Laboratory Medicine that will be held in Sao Paulo, BR, from 26 - 29 September 2017.

Further information can be obtained at:
http://congresso.sbpc.org.br/2017/?P=1&N=12&realiza?%EF%BF%BDo_e_apoio

We look forward to meeting you there!



Roberto Duarte

Imprensa SBPC/ML

e-mail: imprensa@sbpc.org.br

SOCIEDADE BRASILEIRA DE PATOLOGIA CLÍNICA /
MEDICINA LABORATORIAL

Rua Dois de Dezembro, 78 sala 909 - Catete

Rio de Janeiro

RJ - CEP:22220-040

1st CLAQ in Belgrade at a Glance

by Sanja Stankovic

Director of Center for Medical Biochemistry, Clinical Center of Serbia, Belgrade

eJIFCC Editorial Board Member

General Secretary of European Society of Pharmacogenomics and Personalized Therapy



The Center for Medical Biochemistry of Clinical Center of Serbia supported by Accreditation Body of Serbia organized the 1st Conference on Medical Laboratory Accreditation and Quality Systems: European Answers (CLAQ), held on 20-21 April 2017, in Belgrade, Serbia. The conference brought together more than 350 participants, and 21 speakers from 14 countries. It was organized under the auspices of IFCC, EFLM, ESPT, Ministry of Health, Ministry of Education, Science and Technological Development, Ministry of Economy Republic of Serbia, Chamber of Commerce and

Industry of Serbia and under honorary patronage of TRH Crown Prince Alexander and Princess Katherine Karadjordjevic.

This international conference was designed to meet the educational and professional needs of specialists in laboratory medicine, health professionals and stakeholders involved in the quality management and accreditation of the medical laboratories. During the two days it provided participants with an incredible opportunity to learn and to network with those who are at the forefront of the field – internationally recognized representatives of European Accreditation and distinguished lab professionals.

Dr. Sanja Stankovic welcomed the participants, as well as Prof. Aco Janicijevic-director of Accreditation Body of Serbia, representatives of Ministries of the Serbian Government, Chamber of Commerce and Industry of Serbia, and Dr. Bernard Gouget (FR) as President-Human Healthcare Section Committee-COFRAC, with a ceremony enriched with excellent voices of Kids' Choir 'Magic'.

Article continued on next page

The working part of the 1st CLAQ started with the **first section ‘Exploring voluntary or mandatory accreditation standards for medical laboratories’** opening lecture of Helene Mehay (FR)-COFRAC, presented the Update on the EA survey-analysis of questionnaires filled by 36 national accreditation bodies to establish a state of accreditation process in European countries. Delia Geary (UK)-UKAS representative and Dr. Philip Mannion (UK) presented the accreditation in the UK, especially the transition from Clinical Pathology Accreditation to UKAS Accreditation against ISO 15189:2012. Dr. Bernard Gouget (FR) recalled that France was the first country to implement mandatory accreditation for the whole activity of the medical labs by law since 2010, he underlined that the accreditation is reinforcing confidence as the official recognition of competences and is offering a common framework of reference. With Dr. Michel Vaubourdolle (FR), they reported the advancement of the French Reform and on the practical aspects to improve the evaluation visits and how to implement the flexible scope to reach 100% of the tests accredited by November 1st, 2020. Isabel de la Villa (ES)-ENAC representative presented 14 years of ENAC Clinical laboratory accreditation with ISO 15189. Dr. Pilar Fernandez-Calle (ES) spoke about her accreditation experience in Spain. Prof. Mariam Klouche (DE) reviewed the legal framework in Germany and her practical experience. Prof. Ron van Schaik (NL), ESPT President, concluded the section with his presentation about experience with ISO 15189 accreditation and quality in pharmacogenetics labs. Round table discussion focused on the practical experience aspects with medical lab accreditation according to ISO 15189, voluntary or mandatory accreditation, and the importance to become technical assessor.

The second day of the conference covered the state-of-the-art of the accreditation in Balkan countries.

Prof. Anyla Bulo Kasneci (AL) described the situation in Albania and the challenges of the lab education in Albania. Dr. Alexander Haliassos (GR) and Aliki Stathopoulou (ESYD, GR) and Dr. Camelia Grigore (RO) reviewed the current state of the accreditation process in Greece and Romania. Anita Talaja Borota (FYRM) as IARM representative shared with participants experience from her country. Dr. Ljubinka Gligic

(RS)-ATS representative and Dr. Sanja Stankovic (RS) overviewed the experience of the first Serbian accredited multisites laboratory including the emergency laboratory. Prof. Mustafa Serteser (TR) gave us an overview of accreditation of Turkey’s ACIBADEM Labmed. Afterwards, Dr. Sanja Stankovic (SRB) chaired the round table of EA representatives on ‘Laboratory anywhere: Everything you want to know about ISO 22870’.

In the afternoon we moved from a world of ‘atoms’ into a world of ‘bits’, unlocking the power of data created by the lab, which opens new opportunities for value creation and cost savings. Hugo Robeiro (Abbott GmbH, DE) analyzed a new pathway that labs need to consider in order to grow sustainably and be a leading contributor of value to the wider healthcare organization. The new possibilities of how to improve healthcare through laboratory performance, achieving efficiency and productivity savings was presented by Francisco Munoz (LTS Health, UK), followed by technological innovations in healthcare industry (Renata Popielecka and Maria Vizarko, Roche Diagnostics, PL). Rok Hren (Siemens Healthineers and ISPOR Slovenia Chapter, SI) explained the new perspectives on pharmaceutical economics and policies.

The 1st CLAQ was really a great success, marked with extremely good attendance mostly from Serbia, but also from the region in a very friendly, enthusiastic atmosphere. Our international participants had an opportunity to see Belgrade rich in its heritage, yet ready for a new chapter in living, to feel a wave of new life through the introduction of a lovely mixed-use quarter, overlooking the river, the Belgrade Waterfront, a smart city for the future and also to meet Belgrade’s young and dynamic population eager to put this thriving city on the international map.

The conference was an excellent opportunity to get additional stimuli to our professional mission – promoting accreditation in improving medical laboratory services, giving them additional quality and competence for better health outcomes of all our patients. The 2nd CLAQ planned for September 2018 will be dedicated to rapid critical and urgent care testing, the opportunities and challenges of m-health (Mobile Health) under the umbrella of accreditation and quality systems.



Conference participants

SERBIS on Wave of New Energy

by Sanja Stankovic

*Director of Center for Medical Biochemistry, Clinical Center of Serbia, Belgrade
eJIFCC Editorial Board Member*

General Secretary of European Society of Pharmacogenomics and Personalized Therapy



The 2nd **SERbian Biomarker Symposium (SERBIS)** (www.serbis.rs) with the overall theme **'Biomarkers in diabetes: analytical and clinical perspectives'** was held on 23-24 February 2017 in Belgrade (Serbia). This

international symposium was organized by the Center for Medical Biochemistry and Clinic for Endocrinology, Diabetes and Metabolic Disorders of Clinical Center of Serbia supported by Serbian Diabetes Society, Board on Cardiovascular Pathology of the Serbian Academy of Sciences and Arts and Belgrade University School of Medicine. It was organized under the auspices of IFCC, EFLM, ESPT, Ministry of Health and Ministry of Education, Science and Technological Development of Republic of Serbia, and under honorary patronage of TRH Crown Prince Alexander and Princess Katherine Karadjordjevic. The two-day symposium included 15 foreign (from 10 different countries) and 6 Serbian expert speakers who presented their lectures, and was

Article continued on next page

attended by 1374 health care professionals from Serbia and abroad.

This international symposium was arranged to bridge clinical and laboratory work, emphasizing the importance of teamwork and interactions between all professionals involved in the fight against diabetes mellitus as an increasing global problem for public health. The 2nd SERBIS was intended to display the state of the availability of reliable biomarker use at the interface between Diabetes mellitus and Laboratory Medicine.

The official opening included the official welcome of symposium directors Dr. Sanja Stankovic and Academician Nebojsa Lalic, welcome address of Prof. Sverre Sandberg-EFLM President, Prof. Philippe Gillery-Chair of IFCC-SD, Prof. Garry John-Chair of IFCC-EMD C-EUDB, Prof. Ron van Schaik-ESPT President, welcome on behalf of the Ministry of Health Republic of Serbia, Serbian Health Council, and Serbian Academy of Sciences and Arts. The great honour to the 2nd SERBIS was made with the attendance and addressing by HRH Crown Princess Katherine of Serbia during the opening ceremony. At the end of opening ceremony, charter award and the statue of Serbian goodness of knowledge about biomarkers "SERBICA" was delivered to the honorable President of the 2nd SERBIS, Prof. Philippe Gillery (FR) in recognition of his outstanding contribution toward the success of this symposium.

The working part of symposium included overview of the most recent advances in diagnosis and management of diabetes focusing on HbA1c (Prof. Garry John (UK), Dr. David Sacks (US), Prof. Antonio Ceriello (IT), Academician Nebojsa Lalic (RS), Prof. Aleksandra Jotic (RS)) and especially on new biomarkers (Prof. Philippe Gillery (FR), Prof. Joris Delanghe (BE), Dr. Michèle Fonfrede (FR)), advantages and pitfalls of HbA1c POCT (Prof. Sverre Sandberg (NO)),

pharmacogenetics and personalized treatment of diabetes (Prof. Ron van Schaik (NL), Dr. Sanja Stankovic (RS)). Also, valuable insight was gained on standardization of HbA1c assays (Dr. Erna Lenters-Westra (NL)) and clinical outcomes of HbA1c standardization (Prof. Eric Kilpatrick (QA)), NGSP experience of HbA1c (Prof. Randie Little (US)) and interferences on HbA1c assays (Prof. Andrea Mosca (IT)). The last section of 2nd SERBIS included lectures linking diabetes and cardiovascular disease (Serbian Academicians Vladimir Kanjuh, Dragan Micic, Petar Seferovic and professors Katarina Lalic and Goran Stankovic, and Dr. Paivi Latinen (FI)).

With the idea to support education and expanding the horizons of colleagues who work in the field, in the closing ceremony one clinical chemist-lucky winner of 2nd SERBIS, was awarded with registration fee/accommodation/travel expenses for the EuroMedLab 2019.

We open the door to SERBIS and we are convinced that SERBIS will be a top level educational and scientific event in our region, giving to the participants an excellent opportunity for education, improvement of personal achievements and collaboration with colleagues from different countries. It is also an opportunity to



Speakers at the Conference

keep up to date with industry partners who showcase the latest advances in bio-technology innovations, novel assays and therapies in diabetes field in their booths.

“I have found the most beautiful place since antiquity” wrote Prince Stefan Lazarevic when he established Belgrade as the Serbian capital over 600 years ago.

Belgrade has since been a Gate to the East, Door to the West, and a lighthouse in the sea of time. The Belgrade’s wealth of historical, cultural and social attractions enriched SERBIS experience! See you on the 3rdSERBIS, eye-opening and mind-expanding experience for everyone involved!

SEQC^{ML}

Sociedad Española de Medicina de Laboratorio

News from the Spanish Society of Laboratory Medicine (SEQC^{ML})

How to perform oral presentations in biomedicine

When speaking in front of an audience, only 15% of what actually reaches the public corresponds to the spoken message. In contrast, more than half the information retained by listeners lies in nonverbal communication. Indeed, the lecturer’s posture, gestures and eye contact tell a lot more about how he/she feels than mere words.

These courses organized by the **Esteve Foundation** on *How to perform oral presentations in biomedicine* attempt to address all the aspects directly related to this skill. No matter how good the content selection is, how



Professors and students of the course 'How to perform oral presentations in biomedicine' organized by the Esteve Foundation in collaboration with the SEQC^{ML} in the Society headquarters

clearly and orderly the data are presented and how reliable the audio-visual support is, they will all be clean forgotten if the speaker's enunciation, eye contact, posture and audience interaction are poor.

This 32nd edition, held on 8- 9 March 2017 in Barcelona, organized in collaboration with the **Spanish Society of Laboratory Medicine (SEQC^{ML})** was again imparted by four teachers who combine the two approaches. On the one hand, family physician **Elena Muñoz** and Pharmacology professor **Maria Isabel Martín** unveiled the keys to a good biomedical presentation. On the other hand, professional actors **Álex Mañas** and **Aina Clotet** provided some tricks for good vocal and bodily expression.

Theory and practice were combined during these two work days. The attendants had to perform different exercises to put their communication skills to the test.

The objective was to perfect hand movements and body posture, to profit from eye contact, to improve improvisational capacity, to overcome embarrassing situations, etc.

In the last course session, which consisted of delivering a five-minute presentation, each participant had to put into practice the knowledge acquired during the previous hours. That was when the many factors involved in a presentation were made clear, from the size and colour of the letters in a slide to the pace and volume of the speaker's voice. The golden rule, however, is self-confidence, particularly when facing an audience involves significant psychological erosion.

In the survey taken, the students evaluated the course very positively, and considered its presentation and what it empowered to be of great interest, as well as the offering of this type of activity to SEQC^{ML} members.

News from the IFCC Website



IFCC Annual Report 2016

The Annual Report 2016 includes the reports of the IFCC Officers, Regional Federations and IFCC Full and Affiliate Members. The Annual Report 2016 has been compiled by Dr Sergio Bernardini, IFCC Secretary. A message from the IFCC President, Prof. Maurizio Ferrari, welcomes the reader, followed by reports from IFCC Officers on key projects covering a wide range of clinical, scientific, educational and communication related topics. National or Area Societies and Regional Federation reports are also included, allowing the opportunity to communicate their activities to other members.

[Read more](#)

News from the IFCC Website



Diagnóstico in vitro (DiV) — Junio 2017

Enjoy the contents of the new DIAGNÓSTICO IN VITRO June issue!

El Consejo Editorial del DiV ha elaborado para todos un nuevo número de la Revista Diagnóstico in Vitro, con el objeto de mantenerlos informados de los eventos, noticias y publicaciones que se producen en el ámbito del Laboratorio Clínico. Nos movemos en un escenario complejo, intentando encontrar un equilibrio entre el desarrollo tecnológico que existe en nuestros laboratorios y la gestión del conocimiento, que en definitiva nos llevará a realizar un buen diagnóstico para nuestros pacientes.


[Read more](#)



News from the Italian Society of Clinical Chemistry and Laboratory Medicine (SIBioC)

In memory of Prof. Carlo Franzini (1934-2017)

*by Mauro Panteghini &
Ferruccio Ceriotti*



Prof. Carlo Franzini

With great sadness, we announce to our professional community that Prof. Carlo Franzini is not with us anymore. This touching event is an invaluable loss for the Laboratory Medicine worldwide.

Carlo Franzini graduated in Medicine at the University of Pisa in 1958 and became professor of Clinical Biochemistry at the University of Milano in 1995. He worked in many clinical laboratories in the North of Italy and at the end of his career was Director of the Clinical Laboratory of the Luigi Sacco Hospital in Milano.

Carlo Franzini was among the founders of SIBioC. In 1969, he attended, together with valuable Italian colleagues, Giulio Vanzetti and Giovanni Ceriotti, a meeting with the IFCC President Martin Rubin, from which the Italian Society started its journey.

Carlo Franzini has been a very active member of SIBioC; he was SIBioC President twice (1983 and 1999) and he was a member of the SIBioC Executive Board for many years. He was Editor of the SIBioC scientific journal "Biochimica Clinica" for 15 years (1991-2006). He was also committed to the promotion of Laboratory Medicine internationally, working in the Scientific Division and Publication Division of IFCC in 1988-

1992 and 1993-1997, respectively. In Europe, he was Secretary of FESCC between 1996 and 1999, before the merging of FESCC and EC4 in EFLM. Finally, Carlo Franzini was President of the EuroMedLab Congress held in Milano in 1989.

Culture and education are the two words that can label his figure; he was a precursor in many fields of our profession. We can mention here biological variability and commutability; Carlo Franzini was a real expert in these areas of our discipline in times when these concepts were just at their dawn. We would like to remind



Prof. M. Panteghini awards Prof. C. Franzini
at the EuroMedlab Congress, Milano (Italy) 2013


him to international colleagues with a picture taken at the EuroMedLab Congress in Milano in 2013, when Carlo Franzini was awarded from SIBioC, a career prize.

News from the IFCC Website

IFCC Medals for Outstanding Service




Prof. Paivi H. Laitinen
Finland



Prof. Paolo Mocarelli
Italy



Dr. Cas Weykamp
The Netherlands



Dr. Daniel Mazziotta
Argentina - *In Memoriam*

The IFCC is happy and proud to announce that IFCC Medals for Outstanding Service have been awarded to Prof. Paivi H. Laitinen (FI), Prof. Paolo Mocarelli (IT), Dr. Cas WEYKAMP (NL), and in memory of Prof. Daniel Mazziotta (AR).

[Read more](#)

News from the IFCC Website

Candidates for IFCC EB Corporate Member position



Carsten Buenning
Abbott Diagnostics



Rolf Hinzmann
Roche Diagnostics



Damodaran M. Vasudevan
Agappe

The IFCC Nominations Committee received three nominations for the IFCC Corporate position within the Executive Board. The term of this position will commence on January 1st, 2018 until December 31st 2020. All applications were declared valid. Elections will take place electronically from 1st June-30th June 2017, and IFCC corporate members constitute the voting members. Results announced by 15th July 2017.


[Read more](#)



Pakistan Society of Chemical Pathologists (PSCP)

International Collaboration & PSCP Seminar in Lahore

From: The Spectrum Newsletter, PSCP, April 2017



INTERNATIONAL COLLABORATION

Dr. Sibtain (PSCP Member)
with Prof. Ozben,
Dr. Beastall and Prof. Ferrari
at IFCC General Conference at Taipei

PSCP SEMINAR IN LAHORE

A One-Day Seminar on Newborn Screening and Inherited Metabolic Disorders was conducted on 1st April 2017 in collaboration with ZB Foundation and Chughtai Lahore Lab. Event was attended by more than 75 Chemical Pathologists, Paediatricians and Gynaecologists.



Group of Chemical Pathologists in PSCP Seminar in Lahore



XXIII Latinoamerican Congress of Clinical Biochemistry

Punta del Este, Uruguay – September 17-20, 2017

by Graciela Borthagaray (Author)

President, Organizing Committee of COLABIOCLI Congress

Stella Raymondo (Correspondent)

NR Uruguay - IFCC



Graciela Borthagaray

The XXIII Latin American Congress of Clinical Biochemistry will be held at the Convention Center of Punta del Este, from 17-20 September 2017. This is the main scientific event of the Latin American Confederation of Clinical Biochemistry (COLABIOCLI) and takes place every two years in different countries

in Latin America and the Caribbean. This is the first time that the Uruguayan Biochemical Association (A.B.U.), national subsidiary of COLABIOCLI, has organized such an event. It has a potential attendance of 700 delegates from the 21 member countries of the Confederation, as well as related professions. The main objective is to strengthen links between professions that share the work in the Clinical Analysis Laboratory and enhancing the level of knowledge in the area.

The Congress will deal with current issues that will allow us to guess the future of the discipline, as well as with issues for which solutions to known problems have emerged, in areas such as sample extraction, accomplishment of the analytical determination, and interpretation, which will provide solutions of direct and immediate application to daily work.

The scientific programme, whose preliminary version can be seen at www.colabiocli2017uy.com, includes four courses, a pre-congress one and three

intra-congress, 10 symposiums, 21 round tables, 26 conferences, and posters sessions. ABU is calling for nominations for Prof. Q.F. José Arechavaleta and Dr. Q.F. Olga Borrat awards and a Wiener lab-COLABIOCLI Prize, with deadlines expiring on 15 June 2017. The call for abstracts by an e-poster format is also open. The best e-poster presentation will be awarded.

Topics to be addressed belong to several areas, namely Biochemistry, Genetics, Toxicology, Haematology and Haemostasis, Bacteriology, Virology, Parasitology and as in past congresses the area of quality will be of relevance. The latter covers the experience of the programs of External Quality Control in our region and of Programmes of Standardization, Professional Certification, Audit, Accreditation, Traceability, Validation and Verification of Methods and the future of the regulatory aspects in the discipline.

Within the area of Biochemistry, National and Latin American experience in neonatal screening, advances on neurotransmitter determination and highlights on analytical methodologies mass spectrometry and HPLC, will be presented. Other topics included the prenatal diagnosis, an update in beta mitochondrial oxidation of fatty acids and classic topics such as the importance of homocysteine determination as a cardiac risk marker, the relevance of autoantibodies in rheumatoid arthritis, metabolic syndrome, advances in point-of-care (POCT) and in particular POCT of drugs in driving and occupational interest, women of childbearing age, renal lithiasis, and plenary lectures on paediatric reference values and biomarkers for early hypertension in pregnancy prediction.

The Genetics area will deal on one hand with hereditary cancer and on the other with the contribution of

Pharmacogenomics in targeted therapy of lung cancer and in warfarin treatment. A novel discussion on biochemical biomarkers and genetic markers in cancer, the BRAC1 / 2 genetic study applied to the selection of cancer therapy, the development of a featured topic such as the utility of circulating free cell DNA and a plenary lecture on the influence of stress on the biology of cancer are added.

Toxicological area will discuss environmental exposure to xenobiotic focusing those job related ones, relationships between alcohol and health and the experience of controlled use release of cannabinoid drugs in Uruguay.

It is important to highlight that the scientific programme includes conferences on the Omic era and Alzheimer's disease, on biomarkers for the diagnosis of dementia, new trends in biotechnology and its applications and bioethics in research.

The congress has the support of the International Federation of Clinical Chemistry (IFCC), throughout the organization of two Symposia, one on Education and Training through the Internet and the other on Evidence Based Laboratory Medicine and the participation of three recognized professionals by the Visiting Lecturer Program (VLP) that will deal with subjects of the frontiers of knowledge.

It also has the support of the American Association of Clinical Chemistry through the organization of a pre-congress workshop on verification of analytical methods. There will be a course on comprehensive management of the blood bank organized by the Clinical Chemistry -Mexican College of Clinical Laboratory Sciences, and a symposium on Patient Safety by the Spanish Association of Pharmaceutical Analysts.

Commercial exhibition and trade symposiums will inform us of new tests available in the region and trends in the development of new technologies. A space is foreseen for the meeting of young professionals and members of the Ibero-American Corner. Participation in the congress will allow delegates to update knowledge, discuss scientific advances, meet with internationally renowned specialists and the opportunity to exchange experiences and find spaces of collaboration.

We invite all professionals involved in the clinical laboratory activity, entities involved in capacitation and training of human resources, services and technology providers, entities dedicated to the development and research in the area, and finally all health professionals to participate in the congress and keep informed through the website. If you have any question, please do not hesitate to contact our technical secretariat.



Ciento veinte y un años de vida institucional de la Universidad Central del Ecuador

Sesenta y ocho años de creación de la Facultad de Ciencias Químicas, Quito - Ecuador

En Quito, el 11 de mayo de 2017, al celebrar 191 años de vida institucional de la Universidad Central del Ecuador y 68 años de creación de la Facultad de Ciencias Químicas, la Señora Decana, Dra. Isabel Fierro A. y las demás autoridades de la Facultad ofrecieron una sesión solemne como un acto de reafirmación, admiración y respeto a la gloriosa Institución,

rectora de la cultura nacional y de manera particular a la unidad académica Ciencias Químicas.

La Universidad Central del Ecuador tiene sus orígenes en la Universidad de San Fulgencio, de conformidad con la Bula Papal del 20 de agosto de 1586, la Universidad de San Gregorio Magno de 1622 y de la Universidad de Santo Tomás de Aquino de 1688.

por Isabel Fierro

Decana de la Facultad de Ciencias Químicas, Quito-Ecuador

María del Carmen Pasquel

Chair del WG-IANT

Article continued on next page

Fue esta última, la que fundó la Facultad de Medicina en 1693, conservando su carácter inicial hasta 1822, en el que el Congreso de Cundinamarca el 18 de marzo de 1826 dictó la Ley General sobre Educación Pública y dispuso la creación de Universidades Centrales.

La organización de la Facultad Médica en 1827 comprendía las escuelas de Medicina, Cirugía y Farmacia y a pesar de que la Farmacia estuvo considerada como disciplina aparte, siguió dependiendo de la Facultad de Medicina hasta el primer cuarto del siglo pasado.

Por decreto de H Consejo Universitario en 1949 se funda la Facultad de Ciencias Químicas y Naturales, en base a la antigua Escuela de Química y Farmacia, adscrita a la Facultad de Ciencias Matemáticas, Físicas y Naturales de la Universidad Central.

Inició sus actividades en Octubre de 1950, se componía de la Escuela de Bioquímica y Farmacia, la Escuela de Ingeniería Química y del Instituto de Ciencias Naturales; en 1962 se creó la Escuela de Geología, Minas y Petróleos.

El desarrollo que adquirieron las disciplinas científico-técnicas obligó en el año de 1965 a desmembrar de la Facultad de Ciencias Químicas y Naturales, la Escuela de Ingeniería Química y la Escuela de Geología, Minas y Petróleos, que pasaron a integrar la flamante Facultad de Ingeniería, Ciencias Físicas y Matemáticas, mientras que

la Escuela de Bioquímica y Farmacia se transformó en la Facultad del mismo nombre, que luego en 1967 cambió su denominación a Facultad de Química y Farmacia y en el año de 1985 retomó el nombre actual de Facultad de Ciencias Químicas.

La situación actual en los diferentes ámbitos del quehacer educativo universitario se resume de la siguiente manera:

Oferta académica y rediseño curricular: actualmente se ofertan las carreras de Bioquímica Clínica, Química de Alimentos, Química Farmacéutica y Química con sus títulos profesionales correspondientes.

El Reglamento de Armonización y Nomenclatura de títulos profesionales de Grado Académico, aprobado en el año 2014, de cumplimiento obligatorio, determinó trabajar en un rediseño curricular de dos carreras: de Química en base a la actual carrera del mismo nombre y la carrera de Bioquímica y Farmacia que fusiona las otras 3 carreras actualmente ofertadas por la facultad. Las autoridades están empeñadas en iniciar un proceso de análisis de



Top: Señor Rector de la Universidad Central del Ecuador (UCE), Fernando Sempértegui, durante su emotivo discurso
Bottom: Auditorio

nuevas ofertas académicas que proyecten un nuevo quehacer profesional según los requerimientos y avances tecnológicos de este siglo.

En el nivel de posgrado, durante el año 2016 hasta marzo 2017 culminó la fase académica modular de 2 cohortes aprobadas en el programa de Maestría en Sistemas de Gestión de Calidad. Se proyecta la “Maestría de Investigación en Alimentos, mención en Ciencia y Tecnología”, Adicionalmente se han organizado grupos de trabajo para explorar la posibilidad de preparación de cuatro proyectos de maestrías en Farmacia, Ciencias Químicas, Biología Molecular y Farmacia Industrial



Fernando Sempértegui Ontaneda (Rector de la Universidad Central del Ecuador)
Biq. Jeanneth Vásconez (Mejor Egresada 2016 en la carrera de Bioquímica Clínica),
Dra. María del Carmen Pasquel
(Asesora regional Fundación Wiener Lab., entregando el premio de medalla de oro y diploma de honor a la mejor egresada)



Biq. Jeanneth Vásconez (Mejor puntaje 2016 en Bioquímica Clínica),
Dr. Washington Benítez (Vicerrector de la UCE), Dr. Nelson Rodríguez,
Dra. Isabel Fierro (Decana de la Facultad de Ciencias Químicas),
Fernando Sempértegui (Rector de la UCE),
Dra. Beatriz Vargas (Vice-decana de la Facultad de Ciencias Químicas),
Dra. Martha Inga (Secretaria Abogada de la Facultad de Ciencias Químicas)

de Investigación en Alimentos, mención en Ciencia y Tecnología”, Adicionalmente se han organizado grupos de trabajo para explorar la posibilidad de preparación de cuatro proyectos de maestrías en Farmacia, Ciencias Químicas, Biología Molecular y Farmacia Industrial

Gestión académica: Al presente semestre, cuenta con una planta docente capacitada con formación de cuarto nivel, algunos han realizado su PhD en España y Bélgica.

Investigación: En el año 2016 se ejecutaron 4 proyectos semilla que han culminado exitosamente con las correspondientes publicaciones o están en etapa final de publicación y 5 proyectos administrados y financiados a través de la Dirección General de Investigación y Posgrado que, igualmente han concluido o están en fase final y han generado un importante número de publicaciones en revistas indexadas.

Para este año 2017 están aprobados 12 proyectos semilla con la participación de 21 señores docentes, han recibido el financiamiento respectivo y han iniciado sus actividades investigativas.

La Facultad de Ciencias Químicas cuenta con Revista Química Central indexada a Latindex, como un medio de difusión de la actividad investigativa de docentes y estudiantes.

Sistema de Gestión de Calidad: Bajo la coordinación del Dr. Mario Bermeo y la participación de Autoridades, personal docente,

administrativo y de servicios, desde el año 2015 la Facultad inició el levantamiento de procesos del Sistema de Gestión de Calidad.

Vinculación con la Sociedad: Se encuentran aprobados por la Dirección de Vinculación con la Sociedad y en ejecución cuatro proyectos que trabajan con poblaciones de adolescentes y jóvenes de barrios marginales de Quito y comunidades rurales de Cayambe, Tabacundo y Ascázubi y en los que participan un número significativo de docentes y estudiantes.

Servicios a la comunidad universitaria, empresas y público en general: A través del laboratorio de análisis clínicos y bacteriológicos y de los laboratorios de la red de la Oferta de Servicios y Productos (OSP), se resalta el apoyo brindado a las facultades de Odontología y Jurisprudencia para sus respectivos procesos de acreditación en el primer caso y en el segundo la concreción del convenio con el Servicio de Contratación Pública –SERCOP- y el inicio de los análisis del control pos registro de medicamentos de la subasta electrónica corporativa para un sistema de alertas.

En la ceremonia la Sra. Decana exaltó al personal docente que cumplió 20, 25 y 35 años de fructífera labor, también al personal administrativo que cumplió 20 y 25 años de esforzado trabajo, así como también a la señora docente Doctora Martha Suárez, quien obtuvo el segundo lugar del Premio UCE y a las jóvenes estudiantes que durante su carrera universitaria se destacaron en sus estudios.

El Señor Rector, Fernando Sempértegui Ontaneda, PhD., expresó su felicitación a los homenajeados y a la señora Decana por el esfuerzo demostrado en sus actividades y que están dando frutos, porque la Facultad de Ciencias Químicas de la Universidad Central del Ecuador, se ha generado un nombre y una posición dentro del país, será esta facultad quien valide la composición química de los medicamentos genéricos que se comercialicen en Ecuador y es la gestora de varios proyectos denominados semilla que actualmente están siendo exitosamente ejecutados.



EFLM publications: what's new

by Maria Stella Graziani

Chair, EFLM Communications Committee

Improving quality in the preanalytical phase through innovation, on behalf of the European Federation for Clinical Chemistry and Laboratory Medicine (EFLM) Working Group for Preanalytical Phase (WG-PRE)

Lippi G, Baird GS, Banfi G, Bölenius K, Cadamuro J, Church S, et al.

Clin Chem Lab Med 2017; 55:489–500

Despite the many advances made for achieving a high degree of quality and safety in the analytical part of diagnostic testing, many hurdles in the total testing process remain, especially in the preanalytical phase ranging from test ordering to obtaining and managing the biological specimens. In keeping with these issues, the European Federation of Clinical Chemistry and Laboratory Medicine (EFLM) has established a specific Working Group for the Preanalytical Phase (WG-PRE), the aims of which are mainly aimed at mitigating the vulnerability of many preanalytical activities, releasing official documents, guidelines and recommendations, as well as providing continuous education for laboratory professionals and other healthcare operators.

This collective article follows the previous three opinion papers that were published by the EFLM WGPRES on the same topic, and brings together the summaries of the presentations given at the 4th EFLM-BD meeting “Improving quality in the preanalytical phase through innovation” in Amsterdam, 24–25 March, 2017.

The full list of the EFLM publications is available on www.eflm.eu under EFLM Publications, where you can download the full papers.

Welcome to the 13th EFLM Symposium for Balkan Region 21-22 September 2017 – Belgrade, Serbia

*by Nada Majkić-Singh
President of the Symposium*

The Society of Medical Biochemists of Serbia has the pleasure to organize the **13th EFLM Symposium for Balkan Region** under the title **"Laboratory Medicine Management: Leadership Skills for Effective Laboratory"**. European Federation for Clinical Chemistry and Laboratory Medicine (EFLM) appointed Belgrade (Serbia) and the Society of Medical Biochemists of Serbia as the organizer of educational symposia for clinical chemists in the Balkan region and as a result of these decision twelve symposia have been organized thus far very successfully. The 13th EFLM Symposium for Balkan Region is organized under the Auspices of the International Federation of Clinical Chemistry (IFCC), Ministry of Education, Science and Technological Development of Serbia and Ministry of Health of Serbia.

The Society of Medical Biochemists of Serbia as a member of the IFCC and EFLM greatly appreciates the role it has in the continuing development of our discipline according to the IFCC and EFLM mission and the Strategic Plan. The 13th EFLM Symposium for Balkan Region is organized on 21 -22 September 2017, with participation of the European and domestic specialists in field of: Type of Medical Laboratory and Strategy, Laboratory Medicine Planning and Organization, Medical Laboratory Accreditation and Competence and Laboratory Medicine Environmental Health and Safety. These topics will be presented by European lecturers (Paul Collinson, Ivan Brandslund, Mario Plebani, Per E. Jørgensen, Sverre Sandberg, Bernard Gouget, Matthias Nauck, Herbert Stekel, Tomas Zima and Ciprian-Valentin Mihali) and from Serbia (Nada Majkić-Singh, Vera Lukić, Snežana Jovičić, Nataša Bogavac-Stanojević, Svetlana Ignjatović, Zorica Šumarcac, Jelena Kotur-Stevuljić and Verica Milatović).

On behalf of the Society of Medical Biochemists of Serbia and the European Federation of Clinical Chemistry and Laboratory Medicine (EFLM), we would like to welcome all our distinguished lecturers and thank them for their participation in the 13th EFLM Symposium for Balkan Region. Their presence gives very high recognition and prestige to this Meeting, which will influence the development of clinical chemistry and laboratory medicine in the Balkan region.



The image shows the cover of the symposium program. At the top, there are logos for DMBS (Dobruška Medical Biochemistry Society), SMBS (Sremski Medical Biochemistry Society), EFLM (European Federation of Clinical Chemistry and Laboratory Medicine), and BCLF (Balkan Clinical Laboratory Federation). The main title is "13th EFLM SYMPOSIUM FOR BALKAN REGION" in large, bold, dark red letters. Below the title is the subtitle "Laboratory Medicine Management: Leadership Skills for Effective Laboratory" in black. Underneath, it says "Under IFCC Auspices" with the IFCC logo. The word "Programme" is centered below. The middle section features a collage of six images: a modern building at night, a view of Belgrade's skyline, a large cathedral, a stone bridge over a river, a green building with a tower, and a large classical building. At the bottom, a blue banner contains the text: "Hyatt Regency Beograd, Belgrade, Serbia", "September 21 and 22, 2017", and "www.dmbj.org.rs".

by Ferruccio Ceriotti
Chair, WG-H

The WG-H started a campaign to improve the harmonisation of reference intervals used by European laboratories and launched a Survey among the EFLM National Societies members to gather more information. The survey closed on 31 May 2017 and the results will be reported soon using the EFLM communication channels. For more information, please find below the introduction to the Survey clearly stating the scope of the Survey and of the WG:

Survey EFLM WG-H on Reference Intervals

The European Federation of Clinical Chemistry and Laboratory Medicine (EFLM) has created the Working Group on Harmonization in Total Testing Process,

with the aim to promote and spread the harmonization activities carried out, or currently ongoing, in the different national societies of Europe. Following the survey on Harmonisation activities, the WG-H intends to start a campaign for improving the harmonisation of reference intervals used by European laboratories.

In order to set a background from which to start we prepared a short questionnaire focusing on the reference intervals used for the most commonly performed tests. The aim of the survey is to understand what the origin of the reference intervals presently in use are and if the partitioning criteria for the use of reference intervals are the same all over Europe.

IFCC PROFESSIONAL SCIENTIFIC EXCHANGE PROGRAMME (PSEP)



My experience in Borstel, Germany

by Eyob Abera Mesfin
Addis Ababa University, Ethiopia



Eyob Abera Mesfin

I am doing my PhD project in Addis Ababa University and conducting my dissertation on the Molecular Characterization of Drug-Resistant Mycobacterium tuberculosis (MTb).

However, analysis and molecular characterization of drug resistant TB gene mutations (Single Nucleotide Polymorphisms) (SNPs) responsible for drug resistance have not been carried out in Addis Ababa University due to a lack of molecular laboratory facility in Ethiopia.

So, Prof. Dr. Stefan Niemann invited me for training in MTb genotyping and mutation analysis on drug resistant strains to fulfil the requirement of my PhD dissertation in Borstel, Germany.

Having been awarded the International Federation of Clinical Chemistry Professional Scientific Exchange Programme, (IFCC PSEP), I spent three months (January to March 2017) at Forschungsinstitut Borstel, with the Molecular Mycobacteriology Research Group.

Dr. Matthias Merker and Ms. Anja, were my immediate mentors. I received their guidance and assistance throughout my stay. I was trained in molecular techniques (DNA Extraction, PCR and Sequencing), bioinformatics and molecular data analysis and interpretations.

My objective was to characterize 226 Drug Resistant TB isolates for genotyping and Single Nucleotide Polymorphism (SNPs) analysis that are responsible for drug resistance; the analysis were done using a combination of Mycobacterial Interspersed Repetitive Units-Variable Number of Tandem Repeat (MIRU-VNTR) typing and spoligotyping techniques for investigating genetic diversity and transmission pattern of drug resistant TB isolates, and sequencing for analysis of SNPs for target genes responsible for drug resistance (for Rifampicin, Isoniazid, Ethambutol, Pyrazinamide and Streptomycin drugs) from drug-resistant MTb strains.

I was involved in sequencing target genes in MTb strains resistant to Rifampicin, Isoniazid, Ethambutol, Pyrazinamide and Streptomycin in isolates from patients in Addis Ababa, Ethiopia.

This practice enabled me to learn the various sequencing techniques and bioinformatics with particular emphasis on the differentiation of gene mutations and interpretation of genotyping data from MIRU-VNTR typing and spoligotyping techniques.

In addition, I also had the opportunity to observe selected laboratory work within the laboratory and learn by observation of other molecular tests offered by the laboratory and this exposure enhanced my practical knowledge as these techniques are not carried out in my country.

Moreover, during the PSEP I also attended journal club and seminar sessions, where scientists presented research articles within the discipline thus helping

me to improve my approach to critiquing articles and presentation skills.

In general, the outcome of the visit gave me a chance to deepen my knowledge in molecular techniques, data analysis, interpretation and bioinformatics. In addition, the experience at, was valuable for me to gain knowledge and technology transfer for laboratory professionals in my country.

Furthermore the information generated from this study would contribute to improve TB control programs and treatment of Multi Drug Resistant (MDR) TB in Ethiopia.

Acknowledgements

I wish to express my most gratitude to the IFCC panel for accepting my application for the IFCC Professional Scientific Exchange Programme (PSEP) for the financial support towards my visit to the Forschungsinstitut Borstel, Germany.

I also wish to extend my special appreciation to the IFCC President, Professor Ferrari for continued support of the IFCC Professional Scientific Exchange Programme.

Moreover, I would like to express my appreciation to Mrs. Silvia Colli-Lanzi at the IFCC office, for invaluable assistance and communication when I was submitting my application and during the duration of the PSEP.

I would like to express my special thanks to Prof. Dr. Stefan Niemann for his support and facilitating my visiting to Forschungsinstitut Borstel, Germany and making this dream a reality.

My appreciation also goes to Dr. Matthias Merker and Ms. Anja, for training me in molecular techniques, bioinformatics and laboratory analysis.

In addition, I would like to acknowledge all Forschungsinstitut Borstel staff for their hospitality and support.

Finally, my appreciation also goes to the Ethiopian Medical Laboratory Association (EMLA) for its continued support to young scientists towards their professional development.

IFCC's Calendar of Congresses, Conferences & Events

Calendar of IFCC Congresses/Conferences and Regional Federations' Congresses

<p>Jun 10 - 11, 2017</p>	 <p>INBORN ERRORS OF METABOLISM</p>	<p><i>Satellite Meeting: "Management of Inborn Errors of Metabolism: from Diagnosis to Treatment"</i> <i>EuroMedLab Athens, 2017</i></p>	<p>Athens, GR</p>
<p>Jun 10, 2017</p>	 <p>METABOLIC BONE DISEASE SATELLITE MEETING EUROMEDLAB 2017</p>	<p><i>Satellite Meeting: "Metabolic Bone Disease: The Role of the Clinical Laboratory"</i> <i>EuroMedLab, Athens 2017</i></p>	<p>Athens, GR</p>
<p>Jun 11 - 15, 2017</p>	 <p>EUROMEDLAB ATHENS 2017</p>	<p>IFCC-EFLM EUROMEDLAB 2017</p>	<p>Athens, GR</p>
<p>Jun 15 - 16, 2017</p>	 <p>SATELLITE MEETING DIABETES EUROMEDLAB 2017</p>	<p><i>Satellite Meeting "Diabetes"</i> <i>EuroMedLab, Athens 2017</i></p>	<p>Athens, GR</p>

Sep 17 - 20, 2017	 <p>XXIII Congreso Latinoamericano de Bioquímica Clínica XI Congreso Uruguayo de Bioquímica Clínica</p>	<i>XXIII COLABLIOCLI Congress 2017 and XI Uruguayan Congress of Clinical Biochemistry</i>	Punta del Este, UY
Sep 18 - 22, 2017	 <p>IFCC International Federation of Clinical Chemistry and Laboratory Medicine</p>	<i>Flow Cytometry Course - Cell Processing and Purification</i>	Munich, DE
Oct 20 - 22, 2017	 <p>XIV INTERNATIONAL CONGRESS OF 20-22 October 2017 Durban PEDIATRIC LABORATORY MEDICINE</p>	<i>XIV International Congress of Pediatric Laboratory Medicine WorldLab Durban 2017</i>	Durban, ZA
Oct 21, 2017	 <p>IFCC International Federation of Clinical Chemistry and Laboratory Medicine</p>	<i>IFCC-POCT Satellite Meeting - WorldLab Durban 2017</i>	Durban, ZA
Oct 22 - 25, 2017	 <p>IFCC WorldLab Durban 2017 22-25 October</p>	XXIII IFCC WORLDLAB - DURBAN 2017	Durban, ZA
Oct 26 - 27, 2017	 <p>IFCC International Federation of Clinical Chemistry and Laboratory Medicine</p>	<i>IFCC Satellite Meeting "Biomarkers for Diabetes" - WorldLab Durban 2017</i>	Cape Town, ZA
May 19 - 23, 2019	 <p>May 19-23 BARCELONA EUROMEDLAB 2019</p>	IFCC-EFLM EUROMEDLAB 2019	Barcelona, ES
May 24 - 28, 2020	 <p>IFCC WorldLab SEUL 2020 24th International Congress of Clinical Chemistry and Laboratory Medicine</p>	XXIV IFCC WorldLab - Seoul 2020	Seoul, KR

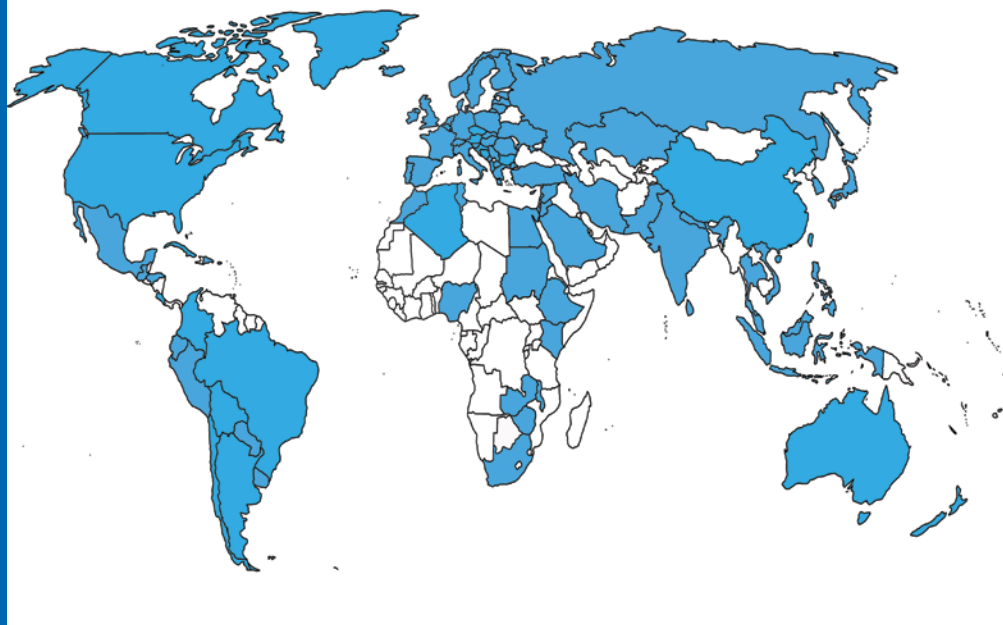
Calendar of events with IFCC auspices

Jun 11 - 14, 2017	<i>44° Congresso Brasileiro de Analises Clinicas</i>	Joao Pessoa, Paraíba, BR
Jul 14 - 15, 2017	<i>High Quality Specialty Training Courses in Quality Control for Laboratory Sciences- MODULE I BASIC LESSONS QC</i>	Mexico City, MX
Aug 11 - 12, 2017	<i>High Quality Specialty Training Courses in Quality Control for Laboratory Sciences - MODULE II STATISTICAL TOOLS</i>	Mexico City, MX
Aug 22 - 25, 2017	<i>72° Congreso de Bioquimica 2017</i>	Buenos Aires, AR
Sep 8 - 9, 2017	<i>High Quality Specialty Training Courses in Quality Control for Laboratory Sciences - MODULE III: "Technical Competence Indicators"</i>	Mexico City, MX
Sep 19 - 21, 2017	<i>18th International Metrologie Congress</i>	Paris, FR
Sep 21 - 22, 2017	<i>13th EFLM Symposium for Balkan Region</i>	Belgrade, SRB
Sep 26 - 29, 2017	<i>51st Brazilian Congress of Clinical Pathology/Laboratory Medicine</i>	Sao Paulo, BR
Oct 3 - 4, 2017	<i>High Quality Specialty Training Courses in Quality Control for Laboratory Sciences - MODULE IV: "Breaking rules"</i>	Mexico City, MX
Oct 4 - 7, 2017	<i>3rd International Symposium on Advances in Circulating Tumor Cells (ACTC)</i>	Rhodes, GR
Oct 5 - 6, 2017	<i>CELME 2017</i>	Prague, CZ
Oct 11 - 13, 2017	<i>III Russian Congress of Laboratory Medicine</i>	Moscow, RU
Oct 16 - 17, 2017	<i>Journées Nationales 2017 de la Société Française de Biologie Clinique</i>	Paris, FR
Oct 18 - 20, 2017	<i>LMCE 2017 & KSLM 58th Annual Meeting</i>	Seoul, KR
Oct 26, 2017	<i>International Conference on Laboratory Medicine "Uncertainty, quality, safety and accreditation in Laboratory Medicine"</i>	Padova, IT
Nov 30, 2017	<i>11th International Scientific Meeting of the Centre of Metrological Traceability in Laboratory Medicine (CIRME) "Measurement Uncertainty in Medical Laboratories: Friend or Foe?"</i>	Milan, IT
June 12 - 15, 2018	<i>XXXVI Nordic Congress of Clinical Chemistry</i>	Helsinki, FI
Sep 30 - Oct 3, 2018	<i>Santorini Conference "Systems medicine and personalised health & therapy" - "The odyssey from hope to practice".</i>	Thira Santorini, GR

IFCC MEMBERSHIP

Full Members

Albania (AL)	Kosovo (XK)
Algeria (DZ)	Latvia (LV)
Argentina (AR)	Lebanon (LB)
Australia and New Zealand (AU/NZ)	Lithuania (LT)
Austria (AT)	Luxembourg (LU)
Belgium (BE)	Macedonia (MK)
Bolivia (BO)	Malawi (MW)
Bosnia Herzegovina (BA)	Malaysia (MY)
Brazil (BR)	Mexico (MX)
Bulgaria (BG)	Montenegro (MNE)
Canada (CA)	Morocco (MA)
Chile (CL)	Netherlands (NL)
China (Beijing) (CN)	Nepal (NP)
China (Taipei) (TW)	Nigeria (NG)
Colombia (CO)	Norway (NO)
Croatia (HR)	Pakistan (PK)
Cuba (CU)	Paraguay (PY)
Cyprus (CY)	Peru (PE)
Czech Republic (CZ)	Philippine (PH)
Denmark (DK)	Poland (PL)
Dominican Republic (DO)	Portugal (PT)
Ecuador (EC)	Romania (RO)
Egypt (EG)	Russia (RU)
Estonia (EE)	Saudi Arabia (SA)
Ethiopia (ET)	Serbia (SRB)
Finland (FI)	Singapore (SG)
France (FR)	Slovak Republic (SK)
Germany (DE)	Slovenia (SI)
Greece (GR)	South Africa (ZA)
Guatemala (GT)	Spain (ES)
Honduras (HN)	Sri Lanka (LK)
Hong Kong (HK)	Sudan (SD)
Hungary (HU)	Sweden (SE)
Iceland (IS)	Switzerland (CH)
India (IN)	Syrian Arab Republic (SY)
Indonesia (ID)	Thailand (TH)
Iran (IR)	Tunisia (TN)
Ireland (IE)	Turkey (TR)
Israel (IL)	Ukraine (UA)
Italy (IT)	United Kingdom (UK)
Japan (JP)	United States (US)
Jordan (JO)	Uruguay (UY)
Kazakhstan (KZ)	Vietnam (VN)
Kenya (KE)	Zambia (ZM)
Korea (KR)	Zimbabwe (ZW)



Corporate Members

Abbott	Ningbo MedicalSystem Biotech. Co., Ltd.
ADx Neurosciences	Nova Biomedical Corporation
Agappe Diagnostics, Ltd.	Oneworld Accuracy Collaboration
Analisis R&D Diag.	Ortho-Clinical Diagnostics, Inc.
Asahi Kasei Pharma Corp., AS	Philips
Axis Shield Point of Care Division	PPD Inc.
BD Life Sciences – Preanalytical Systems	Radiometer Medical ApS
Beckman Coulter, Inc.	Randox Laboratories, Ltd.
DDM Technology Co., Ltd.	Response Biomedical Corporation
The Binding Site Group, Ltd.	Roche Diagnostics, GmbH
Bio-Rad Laboratories	Sebia S.A.
C.P.M. Diagnostic Research, SAS	Sekisui Diagnostics (Uk) Ltd.
DiaSys Diagnostic Systems GmbH	Sentinel CH SpA
Diatron	Shanghai Kehua Bio-Engineering Co., Ltd.
ELGA LabWater	Shanghai Zhicheng Biol. Tech. Co., Ltd.
Fujirebio Europe	Sichuan Maccura Biotechnology Co., Ltd.
Gentian, AS	Siemens Healthcare Diagnostics
Guangzhou Wondfo Biotech Co., Ltd.	Snibe Co., Ltd.
Helena Biosciences Europe	Sonic Healthcare Europe
HyTest, Ltd.	Sysmex Europe, GmbH
Instrumentation Laboratory	Thermo Fisher Scientific
A. Menarini Diagnostics	Unilabs
Mindray	Wako Pure Chemical Industries, Ltd.
Mitsubishi Chemical Europe, GmbH	Labor Dr. Wisplinghoff

Affiliate Members

Brazil: Sociedade Brasileira de Patologia Clínica / Medicina Laboratorial (SBPC/ML)
India: Association of Medical Biochemists of India (AMBI)
Iran: Iranian Association of Clinical Laboratory Doctors (IACLD)
Jordan: Society for Medical Technology & Laboratories (SMTL)
Mexico: Federación Nacional de Químicos Clínicos (CONAQUIC A.C.)
Nepal: Nepalese Association for Clinical Chemistry (NACC)
Palestine: Palestinian Medical Technology Association (PALMTA)
Philippines: Philippine Council for Quality Assurance in Clinical Laboratories (PCQACL)
Russia: Regional Association for Clinical Laboratory Diagnosis, St. Petersburg
Spain: Asociación Española de Farmacéuticos Analistas (AEFA)
Turkey: Society of Clinical Biochemistry Specialists (KBUD)
Ukraine: Association for Quality Assurance of Laboratory Medicine (AQALM)

Regional Federations

Arab Federation of Clinical Biology (AFCB)
African Federation of Clinical Chemistry (AFCC)
Asia-Pacific Federation for Clinical Biochemistry and Laboratory Medicine (APFCB)
European Federation of Clinical Chemistry and Laboratory Medicine (EFLM)
Latin America Confederation of Clinical Biochemistry (COLABIOCLI)
North American Federation of Clinical Chemistry and Laboratory Medicine (NAFCC)

Publisher

Communications and Publications

Division (CPD) of the IFCC

Copyright © 2017 IFCC. All rights reserved.

Editor

Tahir Pillay, MB ChB, PhD, FRCPath (Lon), FCPATH (SA)

Department of Chemical Pathology

University of Pretoria, South Africa

E-mail: enews@ifcc.org

Design & Production:



www.insoftdigital.com

Circulation

The eNews is distributed to all IFCC members registered on-line to receive it and to all IFCC sponsors.

Deadlines for Submissions to the eNews

The Communications and Publications Division (CPD) of the IFCC publishes six editions of the e-News per year.

January-February Edition

- submission deadline: [January 26](#)

March-April Edition

- submission deadline: [March 23](#)

May-June Edition

- submission deadline: [May 25](#)

July-August Edition

- submission deadline: [July 13](#)

September-October Edition

- submission deadline: [September 22](#)

November-December Edition

- submission deadline: [November 23](#)

If you want to submit an article or advertisement to be published in the eNews, send it to:

Tahir Pillay, Editor, IFCC eNews

E-mail: enews@ifcc.org

Contents may not be reproduced without the prior permission of the Communications and Publications Division (CPD) of the IFCC.