



Communications and Publications Division (CPD) of the IFCC

Editor: Katherina Psarra, MSc, PhD

Department of Immunology - Histocompatibility

Evangelismos Hospital, Athens, Greece

E-mail: [enews@ifcc.org](mailto:enews@ifcc.org)

International Federation of Clinical Chemistry and Laboratory Medicine



N° 11 – November 2019



## In this issue

---

### EDITORIAL

- ▶ Message from the eNews Editor 4

### THE VOICE OF IFCC

- ▶ VLP Report from Marrakech, Morocco 6
- ▶ News from the IFCC Committee for Evidence-Based Laboratory Medicine (C-EBLM) 9
- ▶ The IFCC-Abbott Visiting Lectureship Programme: Building bridges and exchanging knowledge 11
- ▶ VLP Report from the Israel Society for Clinical Laboratory Sciences: Cardiac Biomarker Symposium 12

### IFCC: THE YOUNG SCIENTISTS

- ▶ IFCC-TFYS Webinar Series: A tool for education, training & networking 14
- ▶ IFCC-TFYS Lab-Surfing: connecting young scientists 15
- ▶ IFCC Professional Exchange Programs: Unique opportunity for young scientists 17

### CONTRIBUTE TO THE IFCC eNews

- ▶ Serving the underserved: innovative viral hepatitis screening program enables timely detection 19

## In this issue (*cont'd*)

---

▶ TriCore Reference Laboratories partners with MCO to improve prenatal care	20
▶ Innovation, leadership and strategic partnerships trigger unprecedented outcomes in Dubai	22
☐ NEWS FROM REGIONAL FEDERATIONS AND MEMBER SOCIETIES	
▶ Biomedical Society of Zambia and African Federation of Clinical Chemistry Collaborative Conference	24
▶ African Federation of Clinical Chemistry and Laboratory Medicine (AFCC) drive for continuous professional development	26
▶ News from the Canadian Society of Clinical Chemistry (CSCC)	28
▶ News from the Spanish Society of Laboratory Medicine (SEQC <sup>ML</sup> )	31
▶ News from European Federation of Clinical Chemistry and Laboratory Medicine (EFML)	34
☐ IFCC'S CALENDAR OF CONGRESSES, CONFERENCES & EVENTS	
▶ Calendar of IFCC Congresses/Conferences and Regional Federations' Congresses	36
▶ Calendar of events with IFCC auspices	37

## EDITORIAL

### Message from the eNews Editor

by *Katherina Psarra*  
eNews Editor

Dear colleagues,

In this issue of the eNews you will find a lot of information regarding the educational programs young scientists can benefit from. It is in the great interest of the IFCC community to help new colleagues to acquire as many skills as possible in order to become competitive in their field. This is for the benefit of the new professionals as well as for the Health system itself

One more topic of great interest presented in this issue, is that of the visiting professors. You will see that from this program, a lot of societies gain the chance to have the best speakers in the field in their Congresses with very low cost. Do not hesitate to participate in this program.

The achievements of the great groups rewarded by Univants are also of great interest for the readers. And don't forget to be inspired by the reports of the congresses and courses organized by the national societies.

Warm regards  
Katherina Psarra



### News from the IFCC Website



#### DIAGNÓSTICO IN VITRO - Octubre 2019

Enjoy the contents of the new DIV October issue.

En su editorial, la Dra. Maria del Carmen Pasquel, editora en jefe de DiV y presidenta de WG-IANT, resume estos seis años durante los cuales la publicación ha crecido y el grupo ha completado con éxito muchas actividades importantes. La Dra. Pasquel agradece a los muchos colegas que la apoyaron en su aventura: gracias a las autoridades de la IFCC, a su División de Comunicaciones y Publicaciones (CPD), a los profesionales del Grupo de Trabajo de Iberoamérica de Nomenclatura y Traducción, que han sido en su mayoría el soporte para alcanzar la mayor parte de las metas propuestas en el grupo, a los profesionales de la región que han colaborado con tan importantes trabajos de investigación, a cada uno de los colegas del Comité de Redacción que han dado su aporte para tener las noticias de sus sociedades científicas, sus eventos, sus leyes profesionales, en fin cada uno de aquellos estudios científicos, noticias o novedades relevantes que se han dado a conocer a través de este medio, la revista electrónica Diagnóstico In Vitro (DIV) o del sitio web del Rincón Iberoamericano (RIA).

[Read more](#)



# IFCC WorldLab SEOUL 2020

24<sup>th</sup> INTERNATIONAL CONGRESS OF  
CLINICAL CHEMISTRY AND LABORATORY MEDICINE

May **24-28**, 2020  
Coex, Seoul, Korea



# THE VOICE OF IFCC

## VLP Report from Marrakech, Morocco

by **Tomris Ozben**  
IFCC Treasurer

I would like to express my sincere gratitude to the EMD-VLP Committee and Abbott company for supporting my attendance to the 2019 meeting hosted by the Société Marocaine de Chimie Clinique (SMCC).

The 6<sup>th</sup> AFCC Regional Meeting was organized jointly with the 19<sup>th</sup> Moroccan Congress of Clinical Biology which was held in the Congress Center (Palais des Congrès) of Marrakech, Morocco from 25 to 28 September 2019.

The Congress was organized under the High Patronage of His Majesty King Mohammed VI. The meeting took place for four and a half days and included several symposia, plenary lectures, industry-sponsored educational workshops and posters presented by young and experienced scientists.

IFCC supported the meeting by sponsoring two symposia and travel grants for young scientists provided by Roche company.

Prof. Benahmed Mohamed, from France delivered the opening lecture titled “**Environmental and epigenetic origin of chronic non-communicable diseases: mechanisms and tools for integrative medicine**” on October 25, 2019. It was followed by the Opening Ceremony with live cultural music and performances and Cocktail.

On October 26, 27 and 28, the meetings started with Plenary lectures held at 09:00 - 10:00 in the Ambassador Hall for all participants. Following the plenary lectures, presentations were held at three different meeting halls in parallel.

On Friday, September 27, I delivered the plenary lecture titled “**Basic principles of epigenetics and epigenetic regulation in cancer therapy**”. The moderator of my lecture was LAHRICHI Mohammed from Morocco. A gala dinner with live music was organized that night for the participants of the meeting.



Prof. Tomris Ozben, IFCC VLP, delivering her lectures at the 6th AFCC Regional Meeting and the 19th Moroccan Congress of Clinical Biology - Marrakech, Morocco from 25 to 28 September 2019

On Saturday, September 28, I presented a lecture on **“Liquid Biopsy”** during the Cancer Genomics Symposium session.

The Posters Exhibition and Commercial Exhibition were held every congress day. Visits to Posters and Commercial Exhibitions were organized during coffee and lunch breaks.

On September 28, 2019, Pierre Flori from France delivered the closing lecture of the Congress, titled **“Perspectives for the development of medical biology in Francophone Africa: the eyes of a humanitarian actor”**.

The Congress was ended by the closing address and review of the congress.



A gala dinner for the participants at the meeting

## News from the IFCC Website



### Call for Nominations

The IFCC invites nominations for the following positions on the Committee on Internet and eLearning (C-IeL):

Two members positions and one web editor position.

Applications close 10th November 2019.

Refer to your National Representative or Corporate Representative for information on procedures for nominations.

[Read more](#)



# XV ICPLM



Emerging Technologies in  
Pediatric Laboratory Medicine

22-24 May 2020  
SKY31 CONVENTION  
SEOUL - KOREA

[www.icplm2020.org](http://www.icplm2020.org)

Abstract submission  
deadline  
**15 JANUARY 2020**

Abstract acceptance  
notification  
**28 FEBRUARY 2020**

Early-bird/Presenter re-  
gistration deadline  
**31 MARCH 2020**



## News from the IFCC Committee for Evidence-Based Laboratory Medicine (C-EBLM)

*by Prof. Annalise Zemlin*

*Chair, IFCC C-EBLM*

*Head of Chemical Pathology Division, Department of Pathology*

*Faculty of Medicine and Health Sciences*

*Stellenbosch University and NHLS Tygerberg Hospital*

*Cape Town, South Africa*

Members of the IFCC Committee for Evidence-based Laboratory Medicine (C-EBLM) and of the American Association for Clinical Chemistry Personalised Medicine Division (AACC PM Division), held a joint symposium titled “Evidence-based Laboratory Medicine and Personalised Medicine” on Friday 27th September at the 6th Congress of the African Federation of Clinical Chemistry and Laboratory Medicine and the 19th Moroccan Congress of Clinical Biology, which was held in from 25th to 28th September 2019 at Marrakech, Morocco.

The following talks were presented:

- Evidence-based Laboratory Medicine – what it is and what it is not – Karina Rodriguez-Capote (member of IFCC C-EBLM)
- Personalised Medicine – what it is and what it is not – Xander van Wijk, member AACC PM Division.
- Personalised Medicine and Evidence-based Laboratory Medicine: Friend or Foe? – Annalise Zemlin, chair IFCC C-EBLM
- Data science enabling personalised medicine – Maurizio Ferrari, IFCC President



IFCC C-EBLM and the AACC Personalised Medicine Division joint symposium presenters

(L-R): Karina Rodriguez-Capote, Xander van Wijk, Annalise Zemlin, Maurizio Ferrari

These talks were well received and led to interesting discussion. Hopefully there will be future collaboration between these 2 committees.



**International Consortium  
for Harmonization of Clinical Laboratory Results**



Workshop Announcement

## **Barriers to global standardization of clinical laboratory testing: reference materials and regulations**

**29-30 May, 2020 - SEOUL, KOREA**



Immediately following IFCC WorldLab 2020 - <http://www.seoul2020.org/2020/home>

This workshop will address the barriers to implementing global metrological traceability of clinical laboratory methods. Differences in country or region specific reference materials and regulatory requirements are barriers to standardization. ISO standards with JCTLM certified reference materials, reference measurement procedures and protocols provide tools for global standardization. Workshop topics will address technical and regulatory issues, impact of new biomarkers and technologies, approaches to prioritization of tests for standardization, and conclude with issuing recommendations for improved approaches to achieve globally standardized patient test results.

Information and registration: [seoul@ifcc2020.org](mailto:seoul@ifcc2020.org)

Presented under the auspices of



## The IFCC-Abbott Visiting Lectureship Programme: building bridges and exchanging knowledge

*by Nader Rifai*  
IFCC, VLP Chair

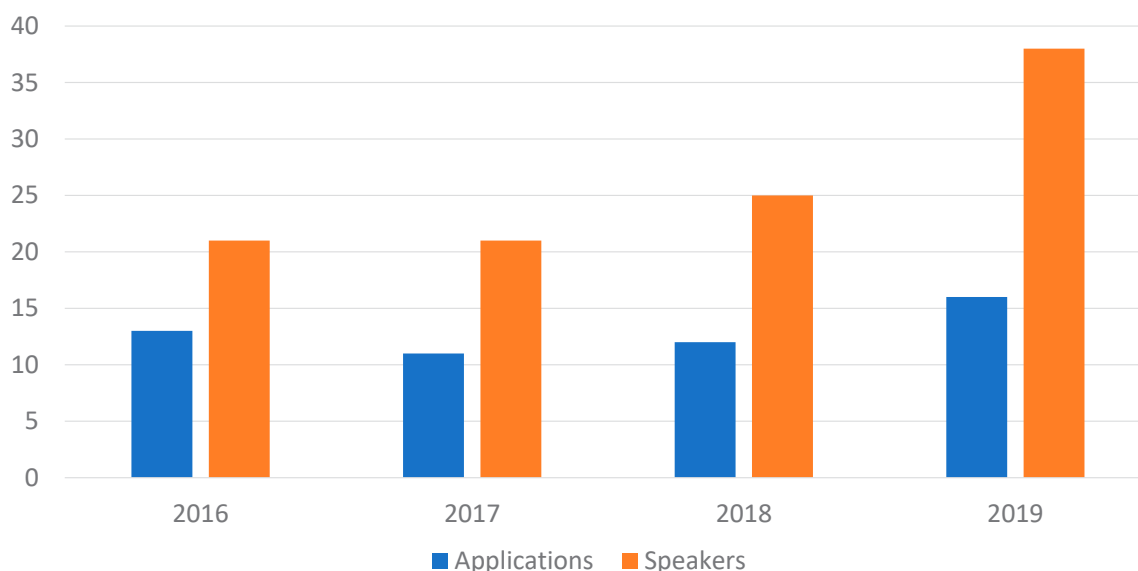
With the generous support of Abbott Diagnostics, the Visiting Lectureship Programme (VLP) of the IFCC has been an excellent tool to enhance interaction between laboratory medicine professionals from around the world. Through the VLP, national societies can apply for funding to enable prominent scientists to participate in a national or regional meeting. The visiting lecturer is expected to deliver two lectures or a lecture and an interactive workshop. In addition, the visiting lecturer may be asked to record a shortened version of the talks (~20 min) to enhance the IFCC eAcademy. While the host society provides accommodation, local transportation and meals for the visiting lecturers, the VLP covers the cost of transportation from the home country.

The application process is very simple and forms can be easily downloaded from the IFCC website. After a brief review by the IFCC staff for completeness, the application is examined by the VLP committee members.

Since 2016, the numbers of applications and participating speakers have been increasing (figure 1). During that period, 52 applications from various regions of the world have been funded. The topics discussed span across all subjects in laboratory medicine including quality control, accreditation, standardization and harmonization, reference ranges and molecular diagnostics applications.

Because of the success of this program, Abbott Diagnostics increased recently its support to enable more national societies to take advantage of this opportunity. So in 2019, significant efforts have been made toward increasing awareness of this program. Going forward, the VLP committee is aiming to continue to reach out to and work closely with societies' representatives from around the globe with the goal of increasing funded applications number to 25 in 2020. Therefore, we strongly encourage national societies to apply for VLP funding for their upcoming meetings and congresses. The needed information and forms can be downloaded using this link: <https://www.ifcc.org/ifcc-education-division/emd-special-projects/>.

Change in the Numbers of Approved  
Applications and Speakers



## VLP Report from the Israel Society for Clinical Laboratory Sciences: Cardiac Biomarker Symposium

*by Dr. Marielle Kaplan*

*Director, Clinical Laboratories Division & Clinical Biochemistry Laboratory  
Rambam Health Care Campus, Haifa, Israel*

*Senior Lecturer, The Rappaport Faculty of Medicine, Technion, Haifa, Israel*

The Israel Society for Clinical Laboratory Sciences held a symposium on Cardiac Biomarkers, entitled: **High Sensitive Troponin: Present and Future**, that took place from September 24-26 2019 at the Bar Ilan University, in Tel Aviv Israel.

The meeting organizing bodies included:

The Israel Society for Clinical Laboratory Sciences (IS-CLS), The Bar-Ilan University, The Israel Science Foundation (ISF) and the Bar-Ilan Institute of Nanotechnology and Advanced Materials (BINA)

Moreover, the symposium was held under the auspices of the International Federation of Clinical Chemistry (IFCC) & The European Federation of Clinical Chemistry and Laboratory Medicine (EFLM)

The aim of this symposium was to address clinical and diagnostic issues regarding cardiac biomarkers in general and the troponin test in particular.

The conference covered various issues regarding the Implementation of high sensitivity Troponin in the real world using rule-out and rule-in algorithms; the

Reclassification of MI based on troponin; and Use of Troponin in the Community for Risk Assessment of Cardiovascular Diseases.

Moreover, one session was dedicated to the use of natriuretic peptides for heart failure diagnosis and for prognosis. Finally, the conference presented the recent advances in detection technologies to detect cardiac biomarkers.

Our goal was also to emphasize the importance of developing the ability to establish a partnership plan for communication between the laboratory and emergency medicine and cardiology providers on how to implement hs-cTn testing in clinical practice along international evidence-based and expert opinion guidelines.

We had the honor to include prestigious guests in the International Scientific Committee:

- **Prof. Fred Apple** (*Hennepin County Medical Center/ University of Minnesota, USA*) presented lectures on Clinical Laboratory Practice Recommendations for the Use of High Sensitivity Cardiac Troponin as well as on the UTROPIA Approach for Implementation of High-Sensitivity Cardiac Troponin into Clinical Practice
- **Prof. Alan Jaffe** (*Mayo Clinic, USA*) delivered talks on potential problems of the Practical Implementation of High Sensitivity cardiac troponin and presented insights on Studies on the Use of Troponin for risk stratification of cardiovascular diseases versus Implementation in Individual Patients
- **Prof. Jack Ladenson** (*Washington University in St. Louis, USA*) presented a plenary lecture on the historical perspectives of the development of assays for cardiac biomarkers, in which he was personally involved.



Participants at the Symposium

*Article continued on next page*

**The National Scientific Organizing Committee included:**

Dr. Marielle Kaplan (Rambam Health Care Campus, Israel); Dr. Amos Danielli (Bar Ilan University, Israel); Prof. Offer Amir (Baruch Padeh Medical Center, Israel) and Prof. Oren Zinder (Formerly Rambam Health Care Campus, Israel).

We would like to deeply thank the VLP sponsorship and the Abbott Company for supporting the attendance of Prof. **Kristian Thygesen** (Aarhus University



(L-R): The Israeli scientific committee:  
Dr. Danielli, Dr. Kaplan, Prof. Zinder

Hospital, Denmark) that delivered a lecture on: “The Fourth Universal Definition of Myocardial Infarction”, as well as **Prof. Johannes Mair** (Innsbruck Medical University, Austria) that delivered a lecture on: “Troponin release from injured myocardium”. Moreover, Prof. Johannes Mair contributed also with a talk on: “ProBNP derived peptides in the circulation – impact of sacubitril treatment on BNP interpretation”.

Plenary lectures were also dedicated to present development in tissue engineering for restoring heart tissue after MI, including the use of stem cells and 3D printing. Prof. Marcelle Mahlouf (Technion, Israel) and Prof. Tal Dvir (Tel Aviv University, Israel) presented these topics.

The conference participants included laboratory directors, cardiologists, internal medicine physicians, clinical chemists, laboratory technologists, and biomedical engineers interested in learning strategies for developing and implementing high-sensitivity troponin tests.

The symposium was definitively a very significant event for our community. I would like to personally thank all the lecturers that took part in this event, as well as all the participants.



(L-R): Prof. Zinder, Dr. Kaplan, Prof. Mair, Prof. Jaffe, Dr. Apple, Prof. Thygesen, Prof. Ladenson

## IFCC: THE YOUNG SCIENTISTS

### IFCC-TFYS Webinar Series: a tool for education, training & networking

*by Dr. Pradeep Dabla*  
*Chair, IFCC-TFYS*

**Team** is described simply as “a group of people who are working through collective endeavour toward a common goal”. Effective team working is an essential ingredient for any organisational success. Successful teams can help transform an organisation, increase outputs and deliver on organisational objectives.

IFCC built “**Team IFCC-TFYS**” to address the need for a support group to help young scientists for education, training & networking. IFCC-TFYS to cross the barrier and created a strong young scientists support Team involving more than 30 IFCC member countries using modern information technology & social media. We

delivered various educational programmes, to learn perspectives & principles of Laboratory Management & Leadership namely “IFCC-TFYS Survey”, “IFCC-TFYS Mentorship Programme”, “Research Booklet”, “Young Scientists Awards & Grants”, “Lab Surfing”, “Webinars”, “Symposia & Workshops” with the continuous support of National & International societies, senior members.

**Webinar** is a tool that provides computer mediated communication and can transmit video, audio, and images during the process. The information can be exchanged in a real-time and two-way format.



Team IFCC-TFYS last time all together @ [Budapest, Hungary](#)

*Article continued on next page*

Thus, it creates opportunities for both educators and multiple learners to experience real time interaction online irrespective of time & place.

Webinars are widely adopted as they can reduce travel expenses and travel time of participants. IFCC-TFYS initiated “Webinar Series Program” since 2016 and has delivered webinars successfully covering a range of topics close to the needs of young colleagues involving related experts as speakers.

The most recent webinar was conducted on **Monday, November 4th, 2019 (6:00 a.m. PST, USA)** titled **“Biochemical Genetics in Diagnosis and Monitoring of Inborn Errors of Metabolism”**.

It was delivered by **Prof. Khosrow Adeli** PhD, FCACB, DABCC, who is Head of Clinical Biochemistry, Paediatric Laboratory Medicine, The Hospital for Sick Children and Professor at the University of Toronto, Canada and is President Elect-IFCC. This webinar helped us to understand better the different lab diagnostic approaches and latest techniques available.

For all information, visit:

<https://www.ifcc.org/task-force-young-scientists-web-pages/>.

Your suggestions can be sent at [pradeep\\_dabla@yahoo.com](mailto:pradeep_dabla@yahoo.com).

## IFCC-TFYS Lab-Surfing: connecting young scientists

International community of Fellows, Residents Researchers and Students in Laboratory Medicine.

FIND YOUNG SCIENTISTS AROUND THE WORLD.  
**FEEL AT HOME WITH LOCALS.**

lab surfing | INTERNATIONAL COMMUNITY OF SCIENTISTS, RESIDENTS, FELLOWS AND STUDENTS IN LABORATORY MEDICINE.

KNOWLEDGE COLLECTIVE CONSTRUCTION [infobioquimica.org](http://infobioquimica.org)

by **Santiago Fares Taie**  
Core-Member IFCC TFYS

Three years ago, the IFCC TF-YIS launched a programme called **Lab-Surfing.com**, with the main goal of improving communication among young scientists from all around the world.

Information & Communication Technologies (ICT) are tools that young scientists can easily learn and control. Since Lab-Surfing.com was launched, many young scientists had the opportunity to improve networking and cooperation among colleagues, especially by making exchange programs easier. Today, a total of 715 young colleagues, from 70 countries and with a median age of 32 years old form the Lab-Surfing community.

In **Lab-Surfing.com**, you can find relevant news about congresses and conferences, exchange programs, radio “El Microscopio”, webinars, job opportunities, etc.

Moreover, there is a discussion forum section where users can make questions to colleagues from a specific country or specific lab area (ex. Clinical chemistry, hematology, endocrinology, molecular biology, etc.). Finally, you will find a world map and a search engine that will assist you to find colleagues in different cities and/or countries.

Article continued on next page



International community of Fellows, Residents Researchers and Students in Laboratory Medicine.

**HELP LAB-MATES WITH INFORMATION & OPPORTUNITIES.**

**lab surfing**

INTERNATIONAL COMMUNITY OF SCIENTISTS, RESIDENTS, FELLOWS AND STUDENTS IN LABORATORY MEDICINE.

KNOWLEDGE COLLECTIVE CONSTRUCTION **infobioquimica.org**

We believe that Lab-Surfing.com is a powerful instrument that can also increase IFCC visibility, improve Clinical Chemistry and Laboratory Medicine in hospitals with YS and denote the important role of YS (young scientists) in Laboratory Medicine.

The website has been available since September 1, 2016 in three languages (English, Spanish and French) and you are all welcome to join and grow the Lab-Surfing community with us on [www.lab-surfing.com](http://www.lab-surfing.com) and on:

<https://www.ifcc.org/task-force-young-scientists-web-pages/lab-surfing/>.

For suggestions, please contact: [sfarestaie@hotmail.com](mailto:sfarestaie@hotmail.com).

**Join us and become a part of a Global Community of Young Scientists!**

CONSTRUCCIÓN COLECTIVA DE CONOCIMIENTO BIOQUÍMICO

**infobioquimica.org**


**lab surfing**

COMUNIDAD INTERNACIONAL DE RESIDENTES, INVESTIGADORES Y ESTUDIANTES EN MEDICINA DE LABORATORIO.


COMO FUNCIONA?  
PREGUNTAS FRECUENTES  
NOVEDADES  
PUBLICACIONES  
EXPERIENCIAS  
FOROS DE DISCUSIÓN

**Santiago FARES TAIE**


ES




Datos de mapas ©2017 Google, INEGI Términos

 **GARCIA FABIANI, MARIA BELEN**

Edad: 29  
Nacionalidad: Argentina  
Lugar de residencia: Ann Arbor, Michigan - Estados Unidos  
Ocupación: Becario  
Lugar de trabajo: Neurosurgery Department - University of Michigan Medical School

 **LAGUARDE, MARINA**

Edad: 30  
Nacionalidad: Argentina  
Lugar de residencia: La Plata, Buenos Aires - Argentina  
Ocupación: Profesional  
Lugar de trabajo: Hospital El Cruce

 **MELISSA, ALAME**

Edad: 30  
Nacionalidad: Francia  
Lugar de residencia: Pointe-à-Pitre, Grande-Terre - Guadalupe  
Ocupación: Profesional  
Lugar de trabajo: Pointe à Pitre



## IFCC Professional Exchange Programs: unique opportunity for young scientists

*by Ann Gronowski*

*IFCC, Executive Board*

*Professor Pathology & Immunology*

*and Obstetrics & Gynecology*

*Washington University, School of Medicine*

*St. Louis, MO, United States*

Did you know that the IFCC offers professional exchange scholarships each year to young scientists???


The purpose of the professional exchange programs is to:

- Promote international co-operation between laboratories
- Facilitate the exchange of young laboratory scientists between IFCC Member societies
- Share high level scientific or management skills
- Introduce new or improved scientific or management skills to the applicant's laboratory

There are two types of exchange programs: the Professional Scientific Exchange Program (PSEP) and the Professional Management Exchange Program (PMEP).

Appropriate projects might include a collaborative project between two laboratories, or acquiring a new skill set from the host laboratory, or learning how to prepare a laboratory for accreditation. The projects are up to the applicant and their host laboratory. This is an opportunity to develop collaborations that might not otherwise be possible.

Recipients of the scholarships receive travel expenses to the host laboratory and 1500 Swiss Francs per month for a maximum of 3 months for living expenses. At the completion of a professional exchange program the recipient is required to write a short report of his/her experience for publication in IFCC eNews and where appropriate, submit a scientific paper for publication in the electronic journal of IFCC.



(L-R): Dr. Alba Alonso Llorente, Prof. Céline Verstuylt, and all team members at Pharmacogenetics Laboratory, in the Hôpital Bicêtre, at Le Kremlin Bicêtre, France – a successful IFCC PSEP experience

To apply, the applicant must be a member of an IFCC full (or affiliate) member national society, be aged under 40 years at the time of the exchange program, and have not received funding from IFCC for other PEPs. The applicant must also have a specific project to complete in a designated host laboratory and have the written support from the national society, the host laboratory, and the head of department.

Please note that IFCC does not organize any practical details. Hosting laboratories and lodging details need to be identified and arranged by the applicant.

Applications can be emailed at any time to the IFCC Office ([ifcc@ifcc.org](mailto:ifcc@ifcc.org)).

For more information, please visit: <https://www.ifcc.org/ifcc-education-division/pep-professional-exchange-programme/>.



# UNIFY FOR SOMETHING GREATER



The **UNIVANTS** of Healthcare Excellence Award program celebrates teams who have achieved measurably better outcomes in healthcare.

If you are a team of **UNIFIERS** who have applied **AVANT-GARDE** approaches to achieve better healthcare outcomes, **learn more and apply at [UnivantsHCE.com](https://UnivantsHCE.com)**.



IN PARTNERSHIP WITH



INSTITUTE OF HEALTH ECONOMICS

## CONTRIBUTE TO THE IFCC eNews

### Serving the underserved: innovative viral hepatitis screening program enables timely detection



**Gaia Nebbia**  
MD, Ph.D, MRCP,  
FRCPath



**Jane Mullen**  
BSc, MSc, FIMBS



**Laura Hunter**  
MBChB, MRCP



**Sam Douthwaite**  
MBChB, MRCP,  
MTropMed, DipHIV



**Terrence Wong**  
MA, MD, FRCP

Distinction awarded to team members at Guy's and St. Thomas' NHS Foundation Trust and Viapath Pathology Analytics, in London

Guy's and St. Thomas' NHS Foundation Trust, together with Viapath Pathology Analytics, is closing a healthcare gap for underserved populations across London. Viral hepatitis is recognized as a world-wide public health priority.

Hepatitis B (HBV) and hepatitis C (HCV) can disproportionately afflict those populations with barriers to healthcare access, who frequently only have a point of contact with healthcare in an Emergency Department (ED) visit. Due to the asymptomatic nature of these infections, many patients are unaware of being infected. When detected early, better outcomes may be achieved owing to recent significant advances in the clinical management of viral hepatitis. These barriers to detection in primary care settings require innovative and novel approaches to increase access to both testing and treatment. Without early treatment, serious complications such as liver cirrhosis, hepatocellular carcinoma and even death often occur.

Virologists, epidemiologists, ED physicians, clinical laboratorians, and pathologists collaborated and updated

guidelines and processes for HBV and HCV screening of ED patients. They implemented a novel electronic ordering and "opt-out" hepatitis screening program for ED patients using the updated guidelines and processes.

This program also included activation of a community follow-up nurse and the linkage to a care coordinator to more effectively connect appropriate patients to follow-up care. The screening program leveraged the abilities of information technologies to create the test order for appropriate patients, encouraging a high uptake of testing whilst minimizing the impact on busy ED clinicians. This information allowed the laboratory to know whether to test the patients' samples for using highly sensitive assays for HCV antibodies and antigens and HBV surface antigen detection. The screening program has a high participation rate, with greater than 70% of eligible patients opting to have their blood screened.

The screening program has detected previously unknown HBV and HCV infections in ED patients. Many

*Article continued on next page*

of these patients would not have been diagnosed until much later in the disease when they became symptomatic.

Of the newly diagnosed patients offered linkage, a high proportion were shown to engage in appropriate care (95% of HBV patients and 71% of HCV patients). This linkage to personalized care has reduced disease progression in these patients and has not only resulted in improved patient safety, but also in an estimated 33% lower annual healthcare costs for the patients with previously unrecognized infections.

This process has also improved the satisfaction of treating clinicians. “By screening in the ED we have the satisfaction of caring for people who are underserved and who typically do not receive care until a much later stage of liver disease and almost irreversible,” comments Laura Hunter MBChB (Consultant in Emergency Medicine). The increased satisfaction is experienced outside of the ED as well. Dr. Nicholas Price Ph.D., DTM&H (Director of Infectious Disease and Consultant physician) states, “Our involvement at the forefront of this important project benefitting our local community gives us a great sense of professional reward and pride.”

This team was awarded distinction by the UNIVANTS of Healthcare Excellence Program ([www.UnivantsHCE.com](http://www.UnivantsHCE.com)) based on its measurable success for patients, clinicians, health systems, and payors. The global honor was assessed by leading global healthcare organizations including IFCC, AACC, EHMA, Modern Healthcare, HIMSS, NAHQ, and IHE through leadership and sponsorship by Abbott Laboratories.

### THREE KEY TAKEAWAYS:

- Pathways to employ electronic ordering and opt-out strategies can significantly increase testing for HBV and HCV in an ED setting with minimal disruption to emergency patient care.
- Cross disciplinary involvement in viral hepatitis screening in the ED increases rates of follow-up and treatment for HBV and HCV which can reduce disease progression.
- Key performance outcomes for opt-in screening programs can include enhanced patient awareness, greater access to personalized care, increased clinician and administrator satisfaction, and reduced healthcare costs.

## TriCore Reference Laboratories partners with MCO to improve prenatal care

Timely and appropriate prenatal care is crucial for the safety and well-being of both mothers and babies. Prenatal care includes pregnancy counseling, physical checkups, lab tests and delivery preparations. Standard of care guidelines recommend early and regular prenatal care to minimize possible gestational complications. Unfortunately, many expectant mothers do not receive optimal prenatal testing. Without the insights gained from timely laboratory testing, clinicians are often not able to reliably identify higher risk pregnancies or initiate appropriate interventions.

TriCore Reference Laboratories (TriCore) led an unprecedented partnership by teaming up with a large managed care organization (MCO), to develop and implement a statewide prospective program for expectant mothers who are covered by Medicaid. This

strategic and collaborative program integrated expertise from an interdisciplinary team that included laboratory medicine, information technology, pharmacy and the University of New Mexico Department of Obstetrics and Gynecology to determine the most important insights for improving prenatal care.

TriCore leveraged details from their laboratory information system to compare laboratory testing information with a list of MCO members to flag newly identified pregnant patients of the MCO's. This information would then be sent to MCO care coordinators who would then engage the identified patients in care.

Their well-designed solution has achieved extraordinary outcomes for patients, payors, clinicians and health systems. The program identified 13.4% more

patients in the first trimester than the state's baseline, decreasing NICU admission rates from 18.2% to 10.7%. Reducing NICU admissions has substantial emotional advantages to patients and their families, reducing anxiety while also mitigating substantial costs for payors. Clinician satisfaction was also increased as their solution allows timely data access for proactive risk stratification of patients before complications arise. Lauretta Dozier, Registered Nurse, states, "It is evident that our partnership with TriCore has expanded the Special Beginnings program and has assisted our team with surpassing enrollment numbers, never seen before in the New Mexico program."

This team was recognized, with distinction, by the 2019 UNIVANTs of Healthcare Excellence due to their unique clinical care coordination around the use and

communication of laboratory generated information with measurable improvement to healthcare.

### THREE KEY TAKEAWAYS:

- Proactive prenatal care is imperative for optimal health and well-being of mothers and their babies.
- Strategic partnerships involving clinical laboratories and managed care organizations can ensure earlier identification of expecting mothers with actionable insights that maximize downstream utilization of clinical services for improved clinical outcomes.
- Key performance indicators of increased patient safety, improved partner relationships and decreased NICU admissions are possible with teamwork, laboratory leadership and strategic partnerships.



Top (L-R): David Grenache, Michael Crossey, Mark Koenig;  
Bottom (L-R): Amy Freeman, Monique Dodd, Kathleen Swanson, Teofilo Burunda Duque, and Richard VanNess;  
Not pictured but part of this winning care team are: Eugene Sun and Eve Espey.

## Innovation, leadership and strategic partnerships trigger unprecedented outcomes in Dubai

Consistent with its mission to enhance community engagement and foster innovative and integrated care models to transform healthcare in Dubai, the Dubai Health Authority (DHA) is known for core values in innovation, excellence, customer centricity, transparency, efficiency and workforce engagement. With leaders and integrated clinical care teams at DHA embodying these principles for over a decade, they've been able to achieve extraordinary outcomes as well as a growing list of prestigious international honors in recognition of their innovation and unity of action for the betterment of healthcare. Two of the most recent 2019 honors include the **International Business Silver Stevie Award** for the category of "Best Mobile

App – Government" and **Recognition of Achievement** for the 2019 **UNIVANTS of Healthcare Excellence Program** for their measurable better outcomes to patients, payors, clinicians and health systems. The recognition follows DHA's long-lasting commitment to providing a safe and adequate blood supply to all DHA hospitals and private hospitals throughout Dubai to save lives and meet the needs of patients undergoing blood transfusions.

Reliable access to safe blood is essential for optimal health outcomes. Access however can be a substantial challenge since blood products expire and eligible donors do not always donate blood (or do so routinely). "There is a continuous demand for all blood types,



(Centre): His Excellency Humaid Al Qutami and Dr. May Raouf holding the UNIVANTS of Healthcare Excellence Certificate, with (L-R) Mrs. Fatma Abbas, Dr. Farida Al Khaja, and Dr. Hussain Al Samt

as blood lasts for only 42 days, and so, donors are always needed to come forward to replenish stocks.” says Dr. May Yassin Raouf M.B.Ch.B, MSc, MD (Head & Medical Director, Dubai Blood Donation Center, Pathology & Genetics Department).

To overcome extraordinary health needs, extraordinary efforts are needed. Thus, the DHA led with unparalleled innovation. One of these efforts included strategic and mass activation of the inspirational “BE THE 1™” campaign, achieving increased population awareness and engagement. An integrated clinical care team strategically utilized marketing to build awareness and relevance for the cause, displaying invitations across all DHA buildings, cars and buses to “BE THE 1™” to make a difference. The initiative also directed marketing materials for use at companies, and importantly, universities and schools, reaching new audiences and attracting new donors. Community educational sessions and forums also enhanced overall awareness. The team also developed an app (named DAMMI) that educates people on blood donation and the supply needs. The app includes automated and smart registration for blood donors and the donor’s electronic questionnaire as well. Collectively, this targeted and strategic effort reached new demographics and facilitated unprecedented results for the community.

In the first year of the program, the number of units donated increased by 37%, with the percentage of

donors being classified as “young donors” (defined as between 18 and 21 years of age) going from 4.5% to 14% (a relative increase of 9.5%). Of the 20,000 additional donations in the first year, 43% were from new donors. The success of the initiative also reduced the supply gap by 8.9%, allowing for almost all requests for blood (99.2%) to be filled when needed. Interestingly, 4.4% of the newly screened blood donors were diagnosed with previously unknown disease burden, allowing for treatment and reduction in the likelihood of transmission. The improvement in blood supply has also improved the reputation of the healthcare system in Dubai with Dr. May Yassin Raouf stating, “We pride ourselves in having a premier, safe and sustainable blood supply in Dubai.”

### THREE KEY TAKEAWAYS:

- Maximizing blood donations helps ensure a continuous and reliable supply of blood products for patient therapies.
- Media strategies for marketing can play an essential role in attracting new donors, particularly in the younger population.
- Accurate and reliable screening of blood products is critical to ensure a safe blood supply and mitigate risk of transfusion transmitted infectious diseases.

To donate blood at a location near you, visit: <https://www.bethe1donor.com/donate>.

## News from the IFCC Website



### eJIFCC Vol 30 n°3 - October 2019

The October 2019 eJIFCC is now available.

In this issue: Recommendations on measurement units—why and how, an article on behalf of the IFCC-IUPAC Committee on Nomenclature for Properties and Units (C-NPU). Among other articles: Evaluation of visual serum indices measurements and potential false result risks in routine clinical chemistry tests in Addis Ababa, Ethiopia; Best practices in the implementation of a point of care testing program: experience from a tertiary care hospital in a developing country; and Prevalence of liver function test abnormality and associated factors in type 2 diabetes mellitus: a comparative cross-sectional study. A Case Report and a Letter to the Editor complete the issue.

[Read more](#)

## NEWS FROM REGIONAL FEDERATIONS AND MEMBER SOCIETIES



### Biomedical Society of Zambia and African Federation of Clinical Chemistry Collaborative Conference

25-27 April 2019  
Livingstone, Zambia

*by Hilari Lumano*

*Past-President, Biomedical Society of Zambia (BMSZ)  
Secretary, African Federation of Clinical Chemistry  
and Laboratory Medicine (AFCC)  
Senior Advisor Laboratory Services  
Supporting an AIDS Free Era (USAID SAFE) Project in Lusaka, Zambia*

The Biomedical Society of Zambia (BMSZ) hosted its annual scientific symposium and annual general meeting (AGM) which attracted biomedical practitioners from across the country from 25 to 27 April 2019 in Livingstone. The event was supported by the Zambia Ministry of Health (MoH), Cooperating partners, AFCC and the Corporates. A total of one hundred and thirty (130) members were in attendance and two parallel symposia were held under the theme, “**The HIV and Non-Communicable Diseases double burden: the role of biomedical laboratory professionals in detection, screening and treatment**”.

The conference featured various themes including non-communicable diseases, Laboratory services cross cutting patient care, clinical laboratory and Public Health, accreditation and success stories.



One of the invited speakers presenting on the Use of Gene X-pert in the diagnosis of chronic myeloid leukaemia



The meeting placed significant emphasis on implementation of quality management systems and accreditation

*Article continued on next page*



## CORPORATE PARTICIPATION.

The following partners participated and supported the annual congress materially, financially and hosted exhibitions:

1. Ascendis Medical / Scientific Group
2. Becton Dickinson
3. SONERGY Diagnostics
4. Biogroup (Z) LTD
5. American Society of Microbiology
6. The Centre for Infectious Disease Research in Zambia (CIDRZ)



Hilary Lumano (AFCC Secretary) receiving an award for "Distinguished professional contribution"



Biomedical Society of Zambia Awards Presentation Dinner hosted at Courtyard Hotel in Livingstone



## African Federation of Clinical Chemistry and Laboratory Medicine (AFCC) drive for continuous professional development

### AFCC hosts Blood Gas Symposium in Johannesburg

*by Hilari Lumano*

*Secretary, African Federation of Clinical Chemistry and Laboratory Medicine*

AFCC, in collaboration with Radiometer, hosted a Blood Gas Symposium on 18 September 2019, in Johannesburg, South Africa, at which 25 people attended. In its continuous effort to promote professional development AFCC collaborated with the South African Association of Clinical Biochemistry (SAACB).

#### UNDERSTANDING THE VALUE OF BLOOD GASES

The Blood Gases workshop was designed to offer participants an understanding of normal ranges for arterial blood gas values. The use of the five-step approach to arterial blood gas interpretation, identification of some common causes of arterial blood gas abnormalities and what to do to correct them were all highlighted during the training.

The workshop further emphasized best practices in point of care blood collections and summed it up by discussing quality indicators and prevention of errors in point of care testing. Prof. Omar discussed at length the latest development on fluid management and impact on blood gases.

Radiometer also gave a demonstration of their blood gas instrument. They distributed brochures and also demonstrated the correct use of their syringes.



Professors Erasmus and Pillay with Dr. Mukhanova and participants at the Blood Gas Symposium hosted recently in Johannesburg, South Africa



Participants listen to a brief talk by Radiometer at display table

*Article continued on next page*



(R-L): Professors Erasmus and Pillay with Dr. Mukhanova at the Blood Gas Symposium



[www.ifcc.org](http://www.ifcc.org)



# ADVERTISE in IFCC eNews!

Showcase your products and initiatives to more than 17000 laboratory medicine specialists throughout Europe, Asia-Pacific, Middle East, Africa and Latin America: laboratory directors, clinical chemists, and other clinical laboratory specialists and technologists, leading manufacturers, distributors and dealers in the field.

- Ten issues per year
- Free-of-charge to readers
- Interactive digital edition

Published ten times a year:

N <sup>o</sup> 1/2	January/February
N <sup>o</sup> 3	March
N <sup>o</sup> 4	April
N <sup>o</sup> 5	May
N <sup>o</sup> 6	June
N <sup>o</sup> 7/8	July/August
N <sup>o</sup> 9	September
N <sup>o</sup> 10	October
N <sup>o</sup> 11	November
N <sup>o</sup> 12	December

For prices, formats and any further information on how your company can gain unique access to international markets through advertising with IFCC, please email us at [enews@ifcc.org](mailto:enews@ifcc.org).

**IFCC Corporate Members receive a 25% discount on current prices.**



## News from the Canadian Society of Clinical Chemistry (CSCC)

### Highlights from the recent CSCC Meeting in Saint John, New Brunswick, Canada



Attendees watching the mock trial as part of the Forensics in Laboratory Medicine Symposium.  
On stage from left to right: Curtis Oleschuk, Patrick Wilbur, Lucie Mathurin, and Frederick Strathmann

The 2019 Canadian Society of Clinical Chemists (CSCC) conference was held on June 2-5, 2019 in Saint John, New Brunswick, Canada. This year's Opening Keynote Address was given by Dr. Duncan Webster from Horizon Health Network. Dr. Webster, an infectious disease physician, spoke passionately on the topic of the converging public health crises of Infectious Diseases and Substance Use Disorders.

**The first symposium of the meeting, Forensics in Laboratory Medicine**, began with an introductory talk by **Dr. Frederick Strathmann** of NMS Laboratories.



(L-R): Albert Fraser, Peter Kavsak, Ted Dunn (CSCC President)



Attendees at the University of Toronto Alumni event where the 50th anniversary of the Postdoctoral Training in Clinical Chemistry was celebrated

The latter part of the symposium included a mock trial involving a drug-related death of a teenage boy who had consumed the novel psychedelic, 25I NBOMe. The session started with an overview of the case provided by The Honourable Lucie Mathurin, followed by expert witness testimony by Dr. Matthew Bowes, Nova Scotia Chief Medical Examiner. Then, a roundtable panel discussion was held by the presenters as well as by Patrick Wilbur, New Brunswick Crown Prosecutor.

**The theme of the second symposium was “When one size fits all doesn’t fit”.**

**Dr. Cynthia Balion** kicked off the session with a presentation regarding the development of reference intervals for older patients.

The second presenter was **Dr. Sharon Mortimer** who provided an overview of gamete assessment by the assisted reproductive technology (ART) laboratory.

This was followed by the 2nd Annual Lightning Talks, where three trainees were paired with a veteran clinical chemist, and each duo presented on a similar topic including premature infants and the special considerations required for this fragile population, ethnicity specific reference intervals, and transgender individuals. The format of these presentations is 15 slides that automatically advance every 20 seconds.

The People’s Choice Award winner was **Dr. Zahraa Mohamed-Ali**, and the Team Award went to the dynamic duo of **Dr. Heather Paul** and **Dr. Lawrence de Koning** from the University of Calgary.

**The third symposium was all about artificial intelligence (AI) and its applications in laboratory medicine.**

**Johan Saba** of *Seed AI* in Montreal gave an introduction to AI and machine learning (ML).

**Dr. Jason Baron** of Harvard Medical School and Massachusetts General Hospital presented on applications of analytics and ML in clinical lab diagnostics.

Finally, **Dr. Ma'n Zawati** of the Centre for Genomics and Policy at McGill University shared some of the ethical and legal considerations surrounding AI, with a focus on mobile health apps.

**The last symposium of the meeting focused on harmonization of quality.**

The symposium began with **Dr. Vincent de Guire** from l'Hôpital Maisonneuve-Rosemont in Montréal discussing the need for a standardized quality indicator program, which is currently underway in collaboration with Dr. Mario Plebani and the IFCC.

The next speaker, **Dr. Jennifer Taher**, discussed recent developments from the CSCC hRI group.

**Dr. Thomas Streichert** from the University of Cologne discussed indirect methods of reference interval determination.

Finally, **Dr. Lisa Hicks** from St. Michael's Hospital and the University of Toronto, provided a welcomed clinician perspective on laboratory utilization.



Members of the conference organizing committee at the closing banquet. From left to right: Ted Dunn, Ed Randell, Nicolas Tetreault, Allison Venner, Lori Beach, Jennifer Shea, Dana Bailey, Vilte Barakauskas, and Paul Yip



## News from the Spanish Society of Laboratory Medicine (SEQC<sup>ML</sup>)

### SEQC<sup>ML</sup> participates in Latin American Congress of Clinical Biochemistry for the first time

# SEQC<sup>ML</sup>



COLABIOCLI



- **Specifically, it has collaborated in two complete symposia (POCT and Accreditation) and also in several talks on Neonatal Screening and Education**
- **The SEQC<sup>ML</sup> has agreements with various societies and the next challenge will be for Latin American professionals to begin to participate directly in some work groups and commissions and feel active and recognized in the Society**

On September 11, 12, and 13, the **XXIV Latin American Congress of Clinical Biochemistry**, the most important scientific event in this region in the Clinical Laboratory field, took place in Panama.

Held biennially, it is organized by the Latin American Confederation of Clinical Biochemistry - which includes 21 countries - and offers an extensive scientific program with conferences, symposiums, and courses in the various current core thematic areas of interest to all Clinical Laboratory professionals nationally and internationally.

For the first time, the Spanish Society of Laboratory Medicine (SEQC<sup>ML</sup>) has participated in this Congress. This represented a key opportunity to strengthen collaboration with Latin American countries, a strategic objective for the SEQC<sup>ML</sup>.

Specifically, it collaborated in two complete symposia (POCT and Accreditation) and also in other talks in Neonatal Screening and Education. In total it was represented by 5 SEQC<sup>ML</sup> members and 7 presentations.

Doctors Imma Caballé, president of the SEQC<sup>ML</sup>, and José Ángel Cocho, member of the Board of Directors,

summarize the presence of the Society in the Congress and its importance.

#### *Assessment of the presence of the SEQC<sup>ML</sup> in the Congress*

This is the first time we went collectively, representing the SEQC<sup>ML</sup>, although previously there had been collaborations at an individual level. This participation is the result of the acceptance in 2017 of the Society as an associate member of COLABIOCLI.

We believe that the presence of Spanish experts is important because collaboration with Latin American countries is a strategic objective for the SEQC<sup>ML</sup>. It is a geographical area where we believe that we can find professional groups with which to make advances in Laboratory Medicine. We also believe a lot of work carried out here over the years and through our different committees and commissions (scientific, quality, education, etc.) can be of great use to them.

We have created a demanding plan for ourselves, and one which we believe to be generous towards COLABIOCLI, by participating in several symposia and financing almost all of our participation.

On this occasion we collaborated in 2 complete symposia (POCT and Accreditation) and also various talks on Neonatal Screening and Education.

#### *Topics and main news of the Congress*

We believe that everything related to Laboratory Quality and Accreditation is important, which is why we collaborate on it.



Drs. Francisco Bernabeu, Imma Caballé, Antonio Buño, Paloma Oliver and José Ángel Cocho represented the SEQC<sup>ML</sup> in the Congress

In addition, it is worth mentioning the symposiums in which we participated, such as POCT, Neonatal Screening, and Professional Training in different countries.

We would also like to highlight the AEFA symposium on Fertility Preservation and the IFCC Symposium on Quality in Molecular Biology.

***Importance of sharing knowledge with experts from other countries, in this case from Latin America***

We believe that this gives the SEQC<sup>ML</sup> a greater international projection given the fact of having a common language.

We already have this through our participation in working groups of the EFLM and IFCC, and we believe that we can work here in a more broad-based

way and on some issues from a position of co-lead-ership with several of the member countries of the COLABIOCLI.

The SEQC<sup>ML</sup>, as a Spanish representative in international organizations, such as the IFCC and EFLM, acts as a unifying bridge with Latin American countries.

In other cases it responds to the SEQC<sup>ML</sup>'s supportive approach, since in the smaller countries the scientific societies have more difficulties.

***Key points of the symposium “The laboratory as a fundamental pillar of Point-of-Care Testing (POCT)”, in which the SEQC<sup>ML</sup> participated on Thursday, September 12***

This symposium was organized entirely by experts from SEQC<sup>ML</sup>, Dr. Paloma Oliver and Dr. Antonio Buño.



Their discourse covered topics such as: What do we mean by POCT? Where can we use it? What is the evidence of benefits of POCT for the patient? They also discussed the main activities of the SEQC<sup>ML</sup> POCT Commission.

**Regarding the “Laboratory accreditation” symposium on Friday, September 13**

The Society participated in three talks. The first, by Dr. Francisco Bernabeu, addressed how the Accreditation 15189 and 22870 process for Clinical Laboratories is carried out in Spain and in other European countries, and at what point it finds itself.

The second talk, given by Dr. Imma Caballé, dealt with Accreditation in a multidisciplinary and high-volume laboratory. In the third talk, Dr. José Ángel Cocho presented the topic of Accreditation in a specialized laboratory.

The SEQC<sup>ML</sup> is a fundamental agent in both training and external quality control programs and collaborates very closely with ENAC (National Accreditation Entity). We believe that it has room for growth within some COABIOCLI countries and we would like to work with them directly.



51° 

Congresso SIBioC  
Medicina di Laboratorio

La Medicina di Laboratorio nella fragilità e la fragilità  
della Medicina di Laboratorio  
*Laboratory Medicine in frailty and frailty of Laboratory Medicine*

PADOVA  
20-22 novembre 2019

Padova Fiere



المؤتمر السنوي الخامس  
للجمعية السعودية  
للكيمياء السريرية  
٣-٥ ديسمبر، ٢٠١٩  
٩ كراون بلازا، الرياض

**5<sup>th</sup> ANNUAL CONFERENCE**  
**Saudi Society for Clinical Chemistry**  
DECEMBER 3-5, 2019  
CROWNE PLAZA (RDC), RIYADH

**EFLM e-Learning platform – a personal perspective***by Prof. Dr. Darko Cernel**Chair, EFLM WG-DE**Dr. Paul Hamilton**Corresponding Member, EFLM WG-DE*

EFLM runs a dedicated e-Learning platform since winter 2017. Currently, we noticed several new interesting activities and we would like to report here a personal perspective of two EFLM officers.

**Prof. Dr. Darko Cerne**

I am the current Chair of the Working Group for Distance Education and e-Learning (WG-DE) of the European Federation of Clinical Chemistry and Laboratory

Medicine (EFLM). Ours is one of four working groups of the Education Committee at EFLM. We have ten members, from various constituent national societies.

The previous Chair was Dr. Daniel Rajdl, who still acts as a consultant to the group. The main mission of the WG-DE is to establish and maintain efficient distance learning channels between EFLM and its National Societies.


**Figure 1**

Recording of the opening lecture from EuroMedLab in Barcelona. Audiovisual recording is accomplished by an interactive content – questions inserted directly into the video.

**Opening lecture**

The screenshot shows an interactive video player interface. On the left, a diagram illustrates a biological process: two green cells on the left are connected by an arrow to a central blue cell. This central cell is surrounded by various factors: cytokines, chemokines, growth factors, fibrotic factors, and ECM proteases. Above the central cell is a box labeled 'immunclearance (Mφ, NKs)'. An arrow points from this box to a green box labeled 'repair'. On the right side of the video frame, a man in a suit is speaking at a podium with a nameplate that reads 'M. SERRANO'. At the bottom of the video frame, there are logos for 'ifcc', 'EFLM', and 'SEQC<sup>ML</sup>'. To the right of these logos is a graphic for 'BARCELONA EUROMEDLAB 2019' with the date 'May 18-22'. Below the video frame is a standard video player control bar with a play/pause button, a progress bar showing '5:58', and icons for volume, full screen, and other controls.

Figure 2 EFLM e-Learning platform title page



To accomplish this mission, we organize an average of six webinars each year that cover the most current issues in laboratory medicine. Recent topics have included harmonization of autoimmune tests, preparation for ISO 15189 accreditation, leadership management for laboratory professionals, monitoring of internal quality control systems using patient data, unmet clinical needs assessment for biomarker evaluation, new parameters of haematology analysers and new sepsis biomarkers.

Our second most important activity is the recording of lectures at congresses co-organized by EFLM. This enables those who were unable to attend the congress to access these learning opportunities.

Our latest activity is to make interactive videos. To do this, we add interactive questions to recorded webinars and congress lectures (Figure 1). Such interactive content is very motivating and offers the possibility for certification after video playback is completed, provided the questions have been answered correctly.

All the above mentioned activities and many others are placed on the EFLM e-learning platform (<https://elearning.eflm.eu/>), which is just now undergoing an important rejuvenation (Figure 2).

#### *Dr. Paul Hamilton*

I was appointed as a Corresponding Member of the working group in June 2019. My experience in Distance Learning stems mainly from my involvement with the IFCC's e-Academy, since I perform a coordinator role for that platform.

I have been extremely impressed by the hard work that is undertaken by the group and the quality of the online materials that are freely available to all registered users.

I see the EFLM and IFCC e-learning resources as complementary. Both provide excellent resources for trainees and laboratory professionals undertaking continuous professional development. I would encourage all readers to take a look at what is on offer.

# IFCC'S CALENDAR OF CONGRESSES, CONFERENCES & EVENTS

## Calendar of IFCC Congresses/Conferences and Regional Federations' Congresses

Nov 17 - 20, 2019		<i>APFCB Regional Congress 2019</i>	Jaipur, IN
Mar 9 - 12, 2020		<i>Winter School on Cell Analysis in immunology</i>	Geneva, CH
May 22 - 24, 2020		<i>International Congress of Pediatric Laboratory Medicine - WorldLab Seoul 2020</i>	Seoul, KR
May 24, 2020		<i>IFCC C-POCT Satellite Meeting - WorldLab Seoul 2020</i>	Seoul, KR
May 24 - 28, 2020		<i>XXIV IFCC WorldLab Seoul 2020</i>	Seoul, KR
May 29 - 30, 2020	 International Consortium for Harmonization of Clinical Laboratory Results	<i>IFCC - ICHCLR Workshop - Barriers to global standardization of clinical laboratory testing: reference materials and regulations</i>	Seoul, KR

Calendar continued on next page

May 16 - 20, 2021		XXIV IFCC - EFLM EuroMedLab Munich 2021	Munich, DE
Oct 15 - 18, 2022		16th APFCB Congress 2022	Sydney, AU
May 21 - 25, 2023		XXV IFCC - EFLM WorldLab EuroMedLab - Rome 2023	Rome, IT

## Calendar of events with IFCC auspices

Feb 25 - Dec 31, 2019	<i>Bolivian Continuing Education Program (PROBOECO) of the Bolivian Society of Clinical Biochemistry</i>	Different cities, BO
Jun 5 - Dec 24, 2019	<i>Postgraduate course of analytical quality in the clinical laboratory</i>	Online event
Nov 11 - 23, 2019	<i>VirtuaLAB 2019: 3er Congreso Virtual de Bioquímica Clínica</i>	Online event
Nov 16 - 18, 2019	<i>XXVII Congreso Estatal de química clínica y Expolab Mexicali 2019</i>	Mexicali, MX
Nov 20 - 22, 2019	<i>Laboratory Medicine in Frailty of Laboratory Medicine</i>	Padua, IT
Nov 21 - 22, 2019	<i>Journées de l'innovation en biologie (JIB 2019)</i>	Paris, FR

Calendar continued on next page

Nov 21 - 23, 2019	<i>EEKX- KB 17th National Congress of Clinical Chemistry</i>	Athens, GR
Nov 28, 2019	<i>CIRME - 13th International Scientific Meeting - The Internal Quality Control in the Traceability Era</i>	Milan, IT
Nov 28 - 30, 2019	<i>XIX National Congress of Clinical Laboratory Professionals: Scientific Perspectives to the Technological Advances of the 21st Century</i>	Santo Domingo, DO
Nov 28 - 30, 2019	<i>XI Congreso Guerrerense de actualizacion academica para el desarrollo profesional del quimico clinico y Expolab</i>	Acapulco, MX
Nov 28 - 30, 2019	<i>V International Conferences of Clinical Biochemistry and Hematology</i>	Machala, EC
Dec 3 - 5, 2019	<i>5th Annual Meeting, Saudi Society for Clinical Chemistry</i>	Riyadh, SA
Dec 6 - 7, 2019	<i>53e JBP, Journées de Biologie Praticienne</i>	Paris, FR
Dec 9 - 10, 2019	<i>Lab medicine in the transformative decade: digital technologies, artificial intelligence and quality management</i>	Belgrade, SRB
Feb 6 - 7, 2020	<i>International Congress on Quality in Laboratory Medicine</i>	Helsinki, FI
Mar 14 -16, 2020	<i>XXIII Congreso Nacional para el Análisis de la Garantia de la Calidad en el Laboratorio Clinico</i>	Tuxtla Gutierrez, MX
Mar 25, 2020	<i>42th Conference LABAC "First International Conference on in vitro hemolysis"</i>	Paris, FR
Apr 27, 2020	<i>LabMed Next</i>	Rome, IT
Jun 9 - 12, 2020	<i>XXXVII Nordic Congress in Medical Biochemistry</i>	Trondheim, NO
Jul 4-7, 2020	<i>24th International Conference on Laboratory Medicine and Pathobiology - An Expert Forum on Innovation in Clinical and Laboratory Medical Sciences</i>	Samos, GR
Sept 28 - Oct 1, 2020	<i>10th Santorini Conference "Systems medicine and personalized health and therapy" – "The odyssey from hope to practice: Patient first – Keeps Ithaca always in your mind"</i>	Santorini, GR
June 10 - 11, 2019	<i>8th International Symposium on Critical Care Testing and Blood Gases</i>	Biarritz, FR

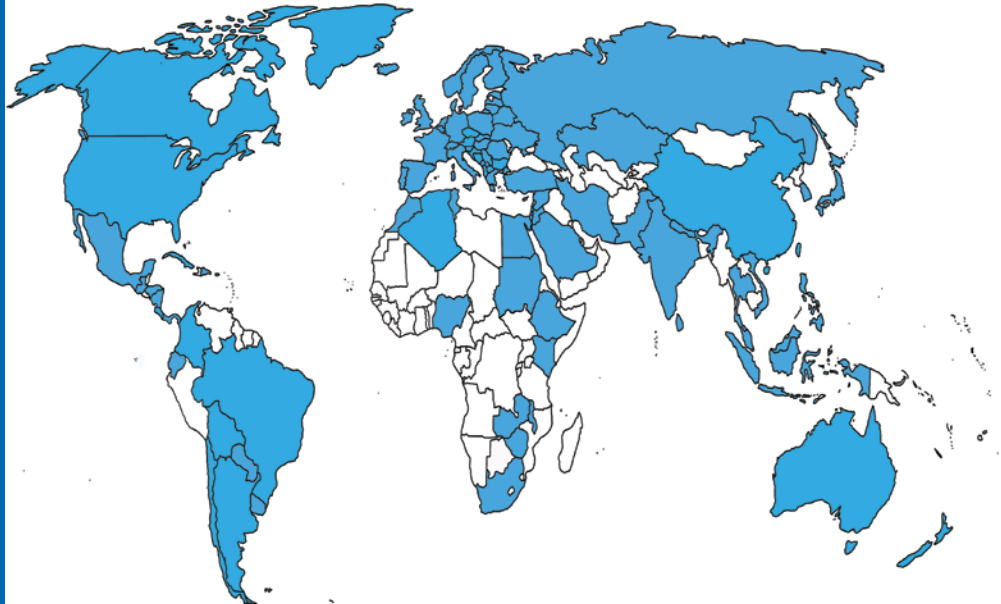
# IFCC MEMBERSHIP

## Full Members

Albania (AL)	Latvia (LV)
Algeria (DZ)	Lebanon (LB)
Argentina (AR)	Lithuania (LT)
Australia and New Zealand (AU/NZ)	Luxembourg (LU)
Austria (AT)	Macedonia (MK)
Belarus (BY)	Malawi (MW)
Belgium (BE)	Malaysia (MY)
Bolivia (BO)	Mexico (MX)
Bosnia Herzegovina (BA)	Montenegro (MNE)
Brazil (BR)	Morocco (MA)
Bulgaria (BG)	Nepal (NP)
Canada (CA)	Netherlands (NL)
Chile (CL)	Nigeria (NG)
China (Beijing) (CN)	Norway (NO)
China (Taipei) (TW)	Pakistan (PK)
Colombia (CO)	Palestine (PS)
Croatia (HR)	Panama (PA)
Cuba (CU)	Paraguay (PY)
Cyprus (CY)	Philippine (PH)
Czech Republic (CZ)	Poland (PL)
Denmark (DK)	Portugal (PT)
Dominican Republic (DO)	Romania (RO)
Ecuador (EC)	Russia (RU)
Egypt (EG)	Saudi Arabia (SA)
Estonia (EE)	Serbia (SRB)
Ethiopia (ET)	Singapore (SG)
Finland (FI)	Slovak Republic (SK)
France (FR)	Slovenia (SI)
Germany (DE)	South Africa (ZA)
Greece (GR)	Spain (ES)
Guatemala (GT)	Sri Lanka (LK)
Hong Kong (HK)	Sudan (SD)
Hungary (HU)	Sweden (SE)
Iceland (IS)	Switzerland (CH)
India (IN)	Syrian Arab Republic (SY)
Indonesia (ID)	Thailand (TH)
Iran (IR)	Tunisia (TN)
Ireland (IE)	Turkey (TR)
Israel (IL)	Ukraine (UA)
Italy (IT)	United Kingdom (UK)
Japan (JP)	United States (US)
Jordan (JO)	Uruguay (UY)
Kazakhstan (KZ)	Vietnam (VN)
Kenya (KE)	Zambia (ZM)
Korea (KR)	Zimbabwe (ZW)
Kosovo (XK)	

## Regional Federations

Arab Federation of Clinical Biology (AFCB)  
 African Federation of Clinical Chemistry (AFCC)  
 Asia-Pacific Federation for Clinical Biochemistry and Laboratory Medicine (APFCB)  
 European Federation of Clinical Chemistry and Laboratory Medicine (EFLM)  
 Latin America Confederation of Clinical Biochemistry (COLABIOCLI)  
 North American Federation of Clinical Chemistry and Laboratory Medicine (NAFCC)



## Corporate Members

Abbott	Mindray
ADx Neurosciences	Mitsubishi Chemical Europe, GmbH
Agappe Diagnostics, Ltd.	Nittobo Medical Co., LTD.
Agilent Technologies Inc.	Nova Biomedical Corporation
Asahi Kasei Pharma Corp., AS	Oneworld Accuracy Collaboration
BD Life Sciences – Preanalytical Systems	Ortho-Clinical Diagnostics, Inc.
Beckman Coulter, Inc.	PPD Inc.
Beijing Dream Diagnostics Medicine (DDM) Technology Co. Ltd.	Radiometer Medical ApS
The Binding Site Group, Ltd.	Randox Laboratories, Ltd.
Bio-Rad Laboratories	Roche Diagnostics, GmbH
C.P.M. Diagnostic Research, SAS	SCL Healthcare
DiaSys Diagnostic Systems GmbH	Sebia S.A.
Diatron	Sekisui Diagnostics (UK) Ltd.
ET Healthcare Inc.	Sentinel CH SpA
Fujifilm Wako Pure Chemical Corporation	Shanghai Kehua Bio-Engineering Co., Ltd.
Fujirebio Europe	Shanghai Zhicheng Biol. Tech. Co., Ltd.
Gentian, AS	Sichuan Maccura Biotechnology Co., Ltd.
Helena Biosciences Europe	Siemens Healthcare Diagnostics
Hemas Hospitals (PVT) Ltd.	Snibe Co., Ltd.
HyTest, Ltd.	Sysmex Europe, GmbH
Immunodiagnostic Systems - IDS	Thermo Fisher Scientific
MedicalSystem Biotechnology Co., Ltd.	Timedico A/S
A. Menarini Diagnostics	Labor Dr. Wisplinghoff
	Zhejiang Kuake Biotechnology Co., Ltd.

## Affiliate Members

Brazil: Sociedade Brasileira de Patologia Clínica / Medicina Laboratorial (SBPC/ML)  
 China: Lab Medicine Committee, China Association of Medical Equipment (LMC)  
 Egypt: Egyptian Association of Healthcare Quality and Patient Safety  
 France: French National Network of Accredited Laboratories of Medical Biology (LABAC)  
 India: Association of Medical Biochemists of India (AMBI)  
 Iran: Iranian Association of Clinical Laboratory Doctors (IACLD)  
 Jordan: Society for Medical Technology & Laboratories (SMTL)  
 Kazakhstan: Public Association - Federation of Laboratory Medicine (FLM)  
 Mexico: Federación Nacional de Químicos Clínicos (CONAQUIC A.C.)  
 Nepal: Nepalese Association for Clinical Chemistry (NACC)  
 Philippines: Philippine Council for Quality Assurance in Clinical Laboratories (PCQACL)  
 Russia: Regional Association for Clinical Laboratory Diagnosis, St. Petersburg  
 Serbia: Serbian Society for Clinical Laboratory Medicine and Science (SCLM)  
 Spain: Asociación Española de Farmacéuticos Analistas (AEFA)  
 Turkey: Society of Clinical Biochemistry Specialists (KBUD)  
 Ukraine: Association for Quality Assurance of Laboratory Medicine (AQALM)

## Publisher

**Communications and Publications  
Division (CPD) of the IFCC**

The Communications and Publications Division publishes ten editions of the e-News per year, including two double issues.

## Editor

**Katherina Psarra, MSc, PhD**  
Department of Immunology - Histocompatibility  
Evangelismos Hospital, Athens, Greece  
E-mail: [enews@ifcc.org](mailto:enews@ifcc.org)

## Design & Production:

**Insoft Digital**

[epub@insoftdigital.com](mailto:epub@insoftdigital.com)

## Circulation

The eNews is distributed to all IFCC members registered on-line to receive it and to all IFCC sponsors.

## Deadlines for submissions to the eNews

**N° 1/2 – January/February:** *by mid January*

**N° 3 – March:** *by mid February*

**N° 4 – April:** *by mid March*

**N° 5 – May:** *by mid April*

**N° 6 – June:** *by mid May*

**N° 7/8– July/August:** *by mid June*

**N° 9 – September:** *by mid August*

**N° 10 – October:** *by mid September*

**N° 11 – November:** *by mid October*

**N° 12 – December:** *by mid November*

If you want to submit an article or advertisement to be published in the eNews, send it to:  
Katherina Psarra, Editor, IFCC eNews  
E-mail: [enews@ifcc.org](mailto:enews@ifcc.org)

Copyright © 2019 IFCC. All rights reserved.  
Contents may not be reproduced without the prior permission of the Communications and Publications Division (CPD) of the IFCC.