



Communications and Publications Division (CPD) of the IFCC

Editor: Katherina Psarra, MSc, PhD

Department of Immunology - Histocompatibility

Evangelismos Hospital, Athens, Greece

E-mail: enews@ifcc.org

International Federation of Clinical Chemistry and Laboratory Medicine



N° 10 – October 2019



In this issue

EDITORIAL

- ▶ Message from the eNews Editor 4

THE VOICE OF IFCC

- ▶ Progress with the election of the next IFCC Executive Board 6
- ▶ Task Force on History (TF-H) 8
- ▶ VLP Report at COLABIOCLI – Panama Congress 2019 11

IFCC: THE YOUNG SCIENTISTS

- ▶ EuroMedLab Barcelona 2019
– IFCC Roche Travel Scholarships for Young Scientists 15

CONTRIBUTE TO THE IFCC ENEWS

- ▶ Improving patient care through co-reporting eGFRs
for personalized drug therapy 23
- ▶ Unifying for something greater in Rio de Janeiro 24
- ▶ Measurably better healthcare performance in Palestine
through leadership and comprehensive quality management 26

NEWS FROM REGIONAL FEDERATIONS AND MEMBER SOCIETIES

- ▶ News from the Spanish Society of Laboratory Medicine (SEQC^{ML}) 28
- ▶ Advances in Laboratory Medicine, the new journal of the SEQC^{ML} 30

In this issue (*cont'd*)

▶ The 3rd Congress of the Romanian Association of Laboratory Medicine (AMLR)	33
▶ Latest news from the Lab Medicine Committee of CAME	34
▶ News from the Bolivian Society of Clinical Biochemistry	37
▶ News from the Mexican Association of Clinical Laboratory Sciences (CMCLabC)	42
▶ News from European Federation of Clinical Chemistry and Laboratory Medicine (EFML)	45
▶ “Highlights of recent events in bioethics”	47
□ IFCC'S CALENDAR OF CONGRESSES, CONFERENCES & EVENTS	
▶ Calendar of IFCC Congresses/Conferences and Regional Federations' Congresses	48
▶ Calendar of events with IFCC auspices	49

EDITORIAL

Message from the eNews Editor

by Katherina Psarra
eNews Editor

It is with great pleasure that in this issue of the news we are announcing the election of the president elect Dr. Khosrow Adeli. It is even more important for us, because Dr. Khosrow Adeli offered a lot to CPD, in fact he has been CPD Chair. We, the CPD people, can really appreciate his election and give him our sincere congratulations and best wishes for success.

In this issue you will find it really exciting to read the reports of the young researchers, who received scholarships in order to attend EuroMedLab in Barcelona. They are these reports that show how important this institution is for the future of our job.

Not to forget to underline the importance of going through the achievements of the teams awarded by Univants. Unforgettable team performances!!!

Finally, reports from the National Societies make us appreciate their efforts for the benefit of the patients.

Warm regards
Katherina Psarra



News from the IFCC Website



The IFCC is pleased to announce that the President-Elect is Prof. Khosrow Adeli (CA)

The election of the next IFCC President-elect was concluded on September 30th, 2019. IFCC is pleased to announce Professor Khosrow Adeli as the successful candidate, commencing his term in office on January 1st, 2020.

Prof. Adeli brings considerable expertise and experience to the role, having recently completed terms as Vice-chair and Chair of the IFCC Communications and Publications Division (CPD).

Prof. Adeli believes that future holds considerable promise for the IFCC organization and its family of national societies and corporate members. He looks forward to being part of the IFCC's continued journey towards global leadership in lab medicine, contributing to its most valuable mission of improving clinical decision making and better healthcare worldwide.

The IFCC congratulates the President-Elect and wishes him a fruitful and successful term of work for the promotion of Clinical Chemistry and Laboratory Medicine world-wide.

[Read more](#)

News from the IFCC Website




eJIFCC Vol 30 n°3 - October 2019

The October 2019 eJIFCC is now available.

In this issue: Recommendations on measurement units—why and how, an article on behalf of the IFCC-IUPAC Committee on Nomenclature for Properties and Units (C-NPU). Among other articles: Evaluation of visual serum indices measurements and potential false result risks in routine clinical chemistry tests in Addis Ababa, Ethiopia; Best practices in the implementation of a point of care testing program: experience from a tertiary care hospital in a developing country; and Prevalence of liver function test abnormality and associated factors in type 2 diabetes mellitus: a comparative cross-sectional study. A Case Report and a Letter to the Editor complete the issue.

[Read more](#)

15th Asia-Pacific Federation for Clinical Biochemistry and Laboratory Medicine Congress



**Laboratory Medicine-Innovation
and Integration**



**17th-20th
NOVEMBER, 2019
JECC, JAIPUR, INDIA**

THE VOICE OF IFCC

Progress with the election of the next IFCC Executive Board

by Graham Beastall
Chair, IFCC Nominations Committee

The process of electing the membership of the next IFCC Executive Board (EB) is progressing according to the published schedule. This article gives an update for the various EB positions.

PRESIDENT-ELECT:

- As announced in the June issue of e-News there were three valid nominations for the position of IFCC President-Elect.
- A ballot of IFCC Full Members is taking place during the month of September and the name of the next President-Elect will be known around the time that this article is published.

SECRETARY AND TREASURER:

- Nominations for the positions of IFCC Secretary and IFCC Treasurer close on 30th September.
- Valid nominees will become candidates and will go forward to an electronic ballot among IFCC Full Members during the month of January 2020.
- The results of the ballots will be known in February 2020.

REGIONAL FEDERATION REPRESENTATIVES:

- Each of the six IFCC Regional Federations will elect one member of the next EB.
- A call for nominations has been issued with a closing date of 30 November.
- Nominations must be made by IFCC Full Members and it is anticipated that each Regional Federation will communicate with its IFCC Full Members to coordinate the nominations that are made.
- Valid nominees will become candidates and will go forward to an electronic ballot among the IFCC Full Members in each Regional Federation during the month of February 2020.
- The results of the ballots will be known in March 2020.

CORPORATE MEMBER REPRESENTATIVE:

- The Corporate Member Representative on the EB is elected by the Corporate Members of IFCC.
- A call for nominations has been issued to Corporate Members with a closing date of 30 November.
- A ballot of the Corporate Members will be held in February 2020 with the result available in March 2020.

All elected members of the next EB will be presented to the IFCC Council for approval on 24th May 2020 in Seoul, South Korea.

**They will also feature in a future issue of e-News in the middle of next year.
The next EB will commence its three-year term of office in January 2021.**



XV ICPLM

Emerging Technologies in 
Pediatric Laboratory Medicine

22-24 May 2020
SKY31 CONVENTION
SEOUL - KOREA

www.icplm2020.org

Abstract submission
deadline
15 JANUARY 2020

Abstract acceptance
notification
28 FEBRUARY 2020

Early-bird/Presenter re-
gistration deadline
31 MARCH 2020

Task Force on History (TF-H)

*by Mathias M. Muller &
Bernard Gouget*

Co-chairs of the IFCC Task Force on History (TF-H)

Prof. Mathias M. Müller and Dr. Bernard Gouget have been appointed as co-chairs of the History TF. They will share the responsibility to prepare a new edition of “IFCC Milestones” covering the years 2002 to 2020.

The publication is meant to be available in Seoul, at the IFCC WorldLab Congress in 2020. It will be shaped in the same spirit of the “IFCC Celebrating 50 Years (1952-2002)” edited by John Lines and Jacques Heeren.

Also, a new Anniversary Book (2002-2022) to celebrate the 70th IFCC anniversary is planned.

The IFCC Executive Board decided to continue with a publication on the history of the federation.

Under the Chairmanship of Prof. Peter Wilding, the Task Force on History (TF-H) had successfully published the “History of IFCC Member Societies” on the IFCC website (<https://www.ifcc.org/about/history-of-ifcc-members-societies/>).

The first meeting of the TF-H has been held last June at the IFCC office in Milano (IT) to look at the archives that might have material appropriate for the research needs.

The IFCC archives constitute an invaluable resource for contemporary history of lab medicine in general, allowing a better understanding of the growth as well as leadership evolution and sustainability of the Federation.

The structure and scope of the two publications had been discussed extensively together with the three IFCC secretaries. Only their support and collaboration will allow us to work in an effective and concrete manner and to meet deadlines.

Laboratory medicine has witnessed a remarkable wave of innovations that transformed the specialist in lab medicine from a peripheral to a central player in healthcare delivery. The value of advanced diagnostics

is a key factor for the future of quality and efficiency in healthcare.

The two publications will deal with all the relevant points that have been the subject of studies within IFCC: all the scientific, research, educational and training aspects, and the evolution of the profession.

This will allow readers to better understand how IFCC’s organization has evolved since 2002, while laboratory medicine was facing ongoing innovations and technological upheavals as well as major environmental challenges, and society changes.

In Laboratory Medicine meaningful, accurate and precise routine measurements are essential for diagnosis, risk assessment, treatment and follow-up of patients.

To achieve these goals and to improve the quality of their test results IFCC as the global professional and leading organization for laboratory diagnostics plays an important role by publishing diagnostic and educational guidelines, reference systems that are important for the pre-analytical, the analytical and the post-analytical steps in the overall diagnostic process.

These accomplishments are fulfilled through the IFCC strategic plan, and the activities of IFCC’s Divisions and their Committees and Working Groups.

The rich and nearly countable and continuously expanding knowledge in science and research has been fascinating since many years.

The last 2 decades need special attention, since in this period genomics, proteomics, metabolomics, cellular signalling patterns entered medicine, changing the basis of several diseases and physiological conditions and minimizing side effects.

New forms of treatment, especially for inherited diseases, will emerge based on genome editing and cellular replacement.

Article continued on next page

We need also to prepare the lab medicine professionals to deliver the digital future. New analytical and communication techniques entered the diagnostic laboratory. Outstanding scientists in basic and applied research changed the overall concepts.

More than 30 years ago there was a specific European, American, Japanese way to laboratory diagnostics.

With economic globalisation and the movement of people as well as because of international or regional regulations, our discipline has become more global.

The concepts put forward by IFCC intend to create a uniform and harmonised approach. What might be valid in one country is now checked for its global usefulness.

Thanks to the Internet it is possible for individuals to obtain this new knowledge by on-line electronic self-education. Therefore, much effort is put forward to push e-learning nowadays.

The main advantage of this kind of accumulating knowledge is the fact that one has not to move away from his office or PC.

The disadvantage is the fact that individuals are left alone, they are lacking a critical appraisal and might be disturbed by daily obligations.

In addition to the electronic gaining of new knowledge, IFCC is supporting personal, individualised update by its working parties in a kind of critical review of experiences gained in research and diagnostic business.

The fast changing pace of digital medicine is already having a positive impact on the lab medicine. There is also great potential for all to improve lab medicine.

The remarkable promise is particularly centered on machine learning, including deep learning.

Carefully designed algorithms will also enhance productivity, through large-scale process optimisation, clinical pathway streamlining and public health applications. The digital medicine and genomics will have an enormous impact on improving efficiency and precision in lab medicine.

The IFCC's extraordinary accomplishments during the last 20 years will be, of course, highlighted by the TF on History in the 2 publications, to power a sustainable and vibrant IFCC in the 21st century!



Left to right: Prof. Mathias M. Müller, IFCC TF-H Co-Chair; Dr. Bernard Gouget, IFCC TF-H Co-Chair; Silvia Colli Lanzi; at the IFCC Office, in Milan, Italy



**International Consortium
for Harmonization of Clinical Laboratory Results**



Workshop Announcement

Barriers to global standardization of clinical laboratory testing: reference materials and regulations

29-30 May, 2020 - SEOUL, KOREA



Immediately following IFCC WorldLab 2020 - <http://www.seoul2020.org/2020/home>

This workshop will address the barriers to implementing global metrological traceability of clinical laboratory methods. Differences in country or region specific reference materials and regulatory requirements are barriers to standardization. ISO standards with JCTLM certified reference materials, reference measurement procedures and protocols provide tools for global standardization. Workshop topics will address technical and regulatory issues, impact of new biomarkers and technologies, approaches to prioritization of tests for standardization, and conclude with issuing recommendations for improved approaches to achieve globally standardized patient test results.

Information and registration: seoul@ifcc2020.org

Presented under the auspices of



**International Consortium
for Harmonization of Clinical Laboratory Results**



VLP Report at COLABIOCLI – Panama Congress 2019

by Tomris Ozben
IFCC Treasurer

I would like to express my sincere gratitude to the VLP Committee and Abbott company for supporting my attendance to the 2019 COLABIOCLI Congress.

The joint XXIV. Latin American Congress of Biochemistry and XIV. National Congress of Clinical Laboratory of Panama took place from September 10 to September 13, 2019, at the Megapolis Convention Center, in Panama, Republic of Panama.

The Pan-American Society for Clinical Virology (PASCV), in conjunction with the National Association of Clinical Laboratory Technologists of Panama (CONALAC), organized, within the setting of the XXIV. Latin American Congress of Clinical Biochemistry (COLABIOCLI), a prior scientific activity on September 10 (8:00-17:30) – September 11, 2019 (9:00-12:30) with the goal of reinforcing the technical and practical aspects of the diagnostic virology laboratory. This event was aimed at directors of clinical laboratories, laboratory technologists, physician trainees, and specialists in infectious diseases.

A day and a half of lectures by experts from the USA and Latin American countries included general discussions related to organization and function of clinical virology laboratories, and specific talks on the diagnosis of blood-borne viruses, papilloma virus, and arbo-viruses.

Clinical case presentations provided an opportunity for inter-active discussion regarding diagnostic challenges routinely encountered when caring of patients with viral infections.

The aim of the meeting was to provide the participants knowledge of fundamentals in clinical virology, and a unique opportunity to interact and collaborate with colleagues in similar diagnostic settings throughout Latin America.

During the main congress, five parallel sessions were organized at the MEGAPOLIS Congress Center from September 11, 2019 till the end of September 13, 2019.



Prof. Tomris Ozben

Simultaneous translation from English to Spanish was provided.

The participants at the congress were students, residents of Clinical Chemistry and Pathology, Medical Laboratory Technicians licensed in the Laboratory Sciences, Clinical Biochemists, Clinical Pathologists, Biochemists, Biologists, Pharmacists, Chemists, and Physicians.

In addition to the lectures, several workshops were held during the congress. The Posters' Exhibition and Commercial Exhibition were held every congress day between 9:00/10:00 and 17:30. Visits to Posters and Commercial Exhibitions were performed during coffee and lunch breaks.

Article continued on next page



COLABIOCLI colleagues with scholarship recipients



COLABIOCLI colleagues

On Wednesday, September 11, 2019, in the Gatun Hall, the IFCC sponsored a symposium on HbA1c, which was held between 09:00-12:30.

Prof. Garry John from UK, Dr. Emma English from UK, Dr. Cas Weykamp from NL and Dr. David Sacks-EUA delivered talks on the following topics. Haemoglobin A1c Measurement: an overview: Can HbA1c POCT be used for diagnosis of Diabetes; HbA1c in Clinical Practice; current thinking and future prospective. Quality Targets for HbA1c; Lessons learn from External Quality Assessment.

Parallel sessions were held between 09:00-12:30 in the other four Halls namely, SALÓN AGUA CLARA, SALÓN COCOLÍ, SALÓN PEDRO MIGUEL, and SALÓN MIRAFLORES on different topics such as Tuberculosis, Coagulation, Virology, D-dimer, Vitamin D, etc.

Between 12:30 and 13:30, Prof. Ferrari delivered a plenary lecture titled: The Future of Molecular Biology in the Diagnostic Laboratory.

Between 13:30 till 14:30, an open buffet lunch was served to the participants, who were sitting together at the round tables.

At 14:30, afternoon sessions started at the five halls. I delivered my lecture titled "Diagnostic Proteomic Markers to Detect Kidney Diseases" between 14:30 and 15:15 in the Hall named SALÓN MIRAFLORES. Following my presentation, Prof. Tomas Zima talked on the topic "Alcohol related health problems - alcohol

and carcinogenesis, biological marker for abuse and addiction" from 15:15 till 16:00.

Dr. Montserrat Blanes from the IFCC C-CC gave a talk on "Metabolic syndrome, approach in adolescents, adults, elderly and children".

Between 16:15 and 17:00, Prof. Ferrari presented a talk on "Circulating tumor DNA: a promising biomarker in the liquid biopsy of cancer". The parallel sessions ended at 17:00, but the exhibition lasted till 17:30.

The day ended with a dinner for all participants at the congress venue starting from 20:00.

On Thursday, September 12, 2019, there were five parallel sessions on the following topics between 9:00-11:00: Symposium on neonatal screening; SE-QC-ML Symposium on POCT; AEFA Symposium on sterility and fertility; IFCC CPD Symposium on Distance Learning; IFCC Symposium on Quality consideration for molecular diagnostic, Pre and Post-examination factors for Molecular Diagnostics, EQA and Alternate Assessment Strategies in Molecular Diagnostic; How to imagine the future of Laboratory Medicine and Symposium on "Quality consideration for Molecular diagnostics in Central and South America.

The time slot between 11:00-11:30 was reserved for visits for the exhibition/posters.

Between 11:30-12:30, five parallel symposia were held in the congress halls, on the following topics including



With scholarship recipients

a Symposium on Education; and Curricula of Laboratory Medicine in Medical School.

Dr. Aristides Quintero–Panamá delivered the plenary lecture titled “Investigation of new therapeutic strategies against breast cancer and T cell leukemia” between 12:30-13:30.

Between 13:30 till 14:30, a buffet lunch was served to the participants sitting together at the round tables.

At 14:30, afternoon sessions started at the five halls. I delivered my lecture titled “In vitro diagnostic and evolving regulatory challenges in laboratory medicine” between 14:30 and 15:15.

The afternoon sessions in five parallel halls lasted from 14:30 till 17:00. Wednesday night, a dinner was organized for the speakers in a restaurant in the city.

On Friday, September 13, 2019, there were five parallel sessions. A symposium on accreditation of

the laboratories was held from 9:00 till 12:30. Dr. Juan Miguel Pascale gave a Plenary Lecture on HIV in Latin America between 12:30 and 13:30.

Other symposia on standardization of creatinine” and on “Pre-analytical errors” were held in addition to the interesting lectures such as “Review of the WHO Classification of Hematological Neoplasms and its Application in the Clinical Laboratory”; “Risk Management in the Clinical Laboratory and Blood Bank”; New guidelines for the management of dyslipidemias; new biomarkers of cardiovascular disease, and International Certification of the professionals of the Clinical Laboratory.

The Congress ended by the closing cocktail, held at 20:00 on Friday, September 13, 2019.

With my kind regards,
Tomris Ozben

Winter school of Cell Analysis in Immunology



Geneva
Switzerland
9th-13th March 2020

Organizers :
Thomas MATTHES (Geneva)
Claude LAMBERT (Saint-Etienne)

Typing & counting

Lymphocytes, monocytes & dendritic cells
Maturation pathways, compartments
Recent Thymic Emigrants and ILCs

Functional tests

Activation, Proliferation
Intracellular Cytokines
Cytotoxicity, apoptosis
Phagocytosis, ROS production
Degranulation

Quantitative cytometry

ImageStream; Mass Cytometry
Multidimensional data - analysis

Monitoring diseases

Immunodeficiencies
Allergy, Sepsis
Lupus, arthritis

FLOW CYTOMETRY *Advanced level*



for
Immunologists
Researchers
Clinical Biologists
PhD students
Lab assistants
R&D pharma

Contact: thomas.matthes@hcuge.ch
claudelambert@chu-st-etienne.fr

Registration: www.cytometryschool.ch

IFCC: THE YOUNG SCIENTISTS

EuroMedLab Barcelona 2019 – IFCC Roche Travel Scholarships for Young Scientists

Dwi Astuti Handayan: visit report (EuroMedLab2019)

This was my first time attending EuroMedLab conference.

As I understand, the EuroMedLab events have been a center of information and new knowledge in laboratory medicine, with one of the biggest exhibitions in Laboratory Medicine fields. As a Molecular Diagnostic Laboratory Assistant Manager in a private lab in Indonesia, my main job is to develop and validate new tests and/or new methods for routine testing as well as research purpose towards precision medicine through genomic testing, especially in oncology care and infectious disease.

There were several Symposiums, Educational Workshop, as well as View-point sessions that have been my biggest excitement. Especially those about updates of Liquid Biopsy in cancer, epigenetics, reinventing healthcare, and data security, which have been our main concern of development this year in our lab. The poster sessions were also enjoyable, so many ideas and new research to be taken into account. But the Plenary Lecture was the highlight of my experience, especially those about Pharmaco-Epigenetics and Circulating Cell-Free DNA (Fragmentomics, how exciting!), and made me realize how far the NGS technology has brought us and how further we still can achieve.

Coming from a developing country, I always imagined there is still a 5 to 10 years gap of technology in laboratory medicine practice between Indonesia and Europe, and I wish we could narrow that gap especially in molecular diagnostic tests. By attending this meeting now I'm confident that we are in the right direction, and I believe that we'll be able to adopt the technology and knowledge in the near future, so that we could give a better service here for patients and clinicians as well.

Thank you, IFCC, Roche and all the committee members who have awarded me the IFCC Roche Travel Scholarship and gave me the chance to gain these new knowledge and insights by attending EuroMedLab this year. I'll make sure to share them with my colleagues to build the same vision for better healthcare service in Indonesia.

Regards,
Dwi Astuti Handayani



Dwi Astuti Handayani – Indonesia

Sohini Sengupta: IFCC Roche Scholarship recipient in Barcelona

The 23rd IFCC-EFLM EuroMedLab 2019 provided me with an excellent opportunity to meet and interact with stalwarts in Clinical Chemistry from around the globe. The huge body of original work presented in different sessions gave me an exposure to research being done in different upcoming areas of Laboratory Medicine. They were indeed five very fruitful days of academic excellence, which would enable me to positively influence the functioning of the Department of Clinical Chemistry in my hospital, and help improve its impact on patient care.

I extend my sincere thanks to Roche and to the IFCC for granting me the IFCC-Roche Travel Scholarship for attending this conference. I also thank the organizers of EuroMedLab for their warm hospitality.



Sohini Sengupta, India

Sohini Sengupta – India

Kenneth Weke: reflection on Barcelona EuroMedLab Conference 2019

My name is Kenneth Weke from the University of Nairobi, Kenya. I was fortunate to receive the IFCC ROCHE travel scholarship to attend this year's IFCC conference. Below is a brief reflection of my experience as an IFCC ROCHE scholar.

Attending this year's IFCC conference in Barcelona, Spain, was a great experience for me. I got the opportunity to meet brilliant international colleagues, well-established researchers, experienced clinical and laboratory medicine professionals.

On a personal level, I think the conference was well-organised and very successful. I fully enjoyed the five-day event with so many exciting symposiums on various clinical and scientific topics. Several of the sessions, delivered by the speakers were very informative and insightful on their particular subjects.

The plenary sessions were equally informative and educative. I also benefited much from industry exhibitions and presentations. I learnt about the latest technologies that various companies have developed to improve the in vitro diagnostics. I was happy to discuss and answer questions by the many conference attendees who dropped by my poster regarding my study.

I want to thank the IFCC and Roche for this award. I benefited very much from this fantastic event.

Sincerely,
Kenneth Weke




Kenneth Weke – Kenya

Randell S. Arias: IFCC Roche Travel Scholarship recipient (EuroMedLab2019)

I would like to express my deepest gratitude to the International Federation of Clinical Chemistry and Laboratory Medicine for supporting my participation to the XXIII IFCC-EFLM EuroMedLab 2019 in Barcelona, Spain last May 19-23, 2019. I had the opportunity to participate and listened to a series of lectures on the updates, challenges and opportunities in the field of clinical chemistry and laboratory medicine from panels of local and international experts.

The first day of the conference was a tribute to IFCC President Howard Morris, an outstanding medical scientist, educator and administrator, who bade us farewell several weeks before this event. He will surely be remembered for his many important contributions to clinical chemistry and laboratory medicine worldwide, especially in the areas of bone metabolism and the IFCC committees as well. We were welcomed by the IFCC committee leaders Dr. Imma Caballé Martín, Dr. Maurizio Ferrari and Dr. Michael Neumaier who also gave his opening lecture about progress on the mechanism of aging and its medical applications. Despite the great sadness, IFCC still moved on with grace and the first day concluded with a cocktail Party and a Musical Extravaganza by the Maravella band where I got to see scientists from all over the world groove and have fun to their music.



Dr. Randell S. Arias – Philippines

The succeeding days of the conference offered parallel workshops and lectures from different fields of clinical chemistry and laboratory medicine. As a young pathologist who will eventually be involved in a government hospital where resources are scarce, I chose the discussions most suited in our setting and this includes adoption of high-sensitive troponin I in most hospitals in the Philippines. Currently, in our setting, we still use Troponin I POC testing. Our concern is that POC testing does not achieve a comparable level of analytical sensitivity, compared to cardiac troponin assays measured in a central laboratory.

This circumstance puts patients in a difficult situation of being discharged sooner in the emergency room from a negative test, when there are clearly some patients with mildly elevated troponin levels at increased risk of future major adverse cardiac events, which might have been detected earlier by higher sensitivity assays.

Another interesting topic, which is very crucial in our setting is the talk about “Who should lead a medical laboratory?” From this talk, I got to learn the points of view of physician, technologist, or clinical scientist. I heard similar sentiments by the technologists here in our country – the scarcity of pathologists (head of clinical laboratory) with no one to refer to on a day to day basis is real. In the end, leadership should be a multidisciplinary collaborative effort, but still dependent on settings per country. If we only listen to different professionals in the field, we can then understand and come up together to find solutions for the greater benefit of the medical laboratory.

The plenary lecture by Dr. Rossa Chiu on non-invasive prenatal testing by cell-free fetal DNA analysis: translating innovations into clinical practice was outstanding. Their exhaustive and tedious pioneering effort on screening for nasopharyngeal carcinoma in Hong Kong is ground-breaking – aiming to detect cancer too early before signs and symptoms occur. And with this observation, comes a relatively new field open for exploring – fragmentomics.

I also had the opportunity to present my poster entitled “Clinical Utility of Using Lower Troponin I Cut-Off Values for Point-Of-Care Testing in Patients with Myocardial Infarction in a Cardiovascular Center”. A lot of other interesting abstracts were presented and clearly showed the commitment of scientists worldwide for exchange of ideas towards better patient care.

I would like to congratulate the committees who made the 23rd IFCC-EFLM European Congress of Clinical Chemistry and Laboratory Medicine EuroMed-Lab2019 a success and provided another platform to thousands of participants to the latest updates and rekindled the fire for excellence in the field of Clinical

Chemistry and Laboratory Medicine. Finally, the opportunity given to me by Roche and the International Federation of Clinical Chemistry and Laboratory Medicine through the IFCC Roche Travel Scholarship, allowed me to experience an international conference in Barcelona and learn some of the updates and best practices in the field. I hope that the organization could help interested delegates from other developing countries in the future for the improvement of laboratory medicine. Thank you once again for the opportunity given to me.

Dr. Randell S. Arias
Philippine Heart Center

Sheharbano Imran: Post conference report (EuroMedLab2019)

The XXIII IFCC EFLM EuroMedLab was held from 19 to 23 May, 2019. As a young scientist I was selected as recipient of an IFCC Roche Scholarship to attend the XXIII IFCC EFLM EuroMedLab from Pakistan. I was honored to have this scholarship and to attend this conference.

As part of the Academic Program there were informative and thought-provoking keynote lectures presented by renowned scientists. These series of lectures covered a broad range of topics. It was covering day to day challenges and also the recent development in medical laboratory.

In addition to the keynote lectures, there were also exhibitor area and lectures by different manufacturers. These facilitated healthy discussions regarding what are the current strategies and also how we can contribute as future health professionals. Another point worth mentioning here is connection with individuals and organizations in my field to create more enabling grounds of learning and exposure.

Poster presentation was also a great part of conference where more than 1000 posters were displayed and offered an immense knowledge regarding new topics in research and their findings.

There was a concert in the opening ceremony and a beach party specially organized for young scientist and local food tasting which was indeed a colorful and exciting time for me.

Concluded as wonderful as the week was, we still had to part ways. It was without a doubt an invaluable experience to have attended the Conference in Barcelona. A whole new culture was explored, eyes opened to the diverse medical laboratory issues faced by other nations. It would be safe to say that this won't be the last conference that I will attend.



Dr. Sheharbano Imran – Pakistan

Boudaya Mariam: mission report (EuroMedLab2019)

TO THE IFCC PRESIDENT

Thank you for giving me the opportunity to participate in the 23 IFCC European Congress Of Clinical Chemistry And Laboratory Medicine, which took place in Barcelona from 19 to 23 May.

The congress was very interesting for me. I have attended many workshops:

Stroke and cns biomarkers in clinical practice:

- **Stroke biomarker discovery:** MMP-9 in the endothelial cells, MMP-9 and t-PA in the plasma and the new proteomics in human samples: the clinical indications for the use of blood biomarkers in stroke and the importance of these blood biomarkers to differentiate ischemic VS hemorrhagic stroke
- Guiding stroke therapy with the use of blood biomarkers: the stroke biomarkers may also serve in therapeutic targets, and we can classify the ischemic stroke patients to High risk or low risk to guide the therapeutic approach
- Are stroke biomarkers ready for research and clinical use? Focus on the pre-analytical and post-analytical variability
- CSF xanthochromia in the investigation of suspected subarachnoid hemorrhage

Blood –based cancer testing- status quo and where to go

- Liquid biopsy from a clinical point of view
- Advances of circulating tumor DNA in diagnostics and early detection of cancer
- The molecular tumor board as imperative for integrating blood based cancer testing into clinical decision making


Haemoglobin a1c in clinical practice

- Diagnosis of diabetes using HbA1C : more than just the glucose concentration to consider
- External quality Assessment of HbA1c. lessons learned and future prospects for quality targets
- Should HbA1C POCT be accepted for diagnosis of type 2 Diabetes
- When and how is a person with type 2 diabetes in remission

Many posters were very interesting. I have presented my poster entitled: **The Testosterone/Cortisol ratio can indicate the time of choice for strength training**

The results of our study show that a morning session of EF allows a significant increase in T and a significant decrease in C just after training. An EF session at noon or in the evening results in a significant increase in T with no change in C concentrations immediately after training, and the T / C ratio remains unchanged immediately after the two noon and evening training sessions; but increases significantly during the morning session. The T/C ratio increased only after the morning session. This suggests a pro-anabolic status. On this basis, the morning training could be best for strength development.

Please accept the expression of my deepest respect,
Mariem Boudaya



Boudaya Mariam – Tunisia

Nataliya Shurko: My experience as a young scientist (EuroMedLab2019)

I'd like to thank the International Federation of Clinical Chemistry (IFCC) and Roche for awarding me the IFCC–Roche travel scholarship, which offered me the very precious chance to attend the XXIII IFCC-EFLM European Congress of Clinical Chemistry and Laboratory Medicine, Barcelona – ES, from 19 to 23 May 2019. This was my first opportunity to attend an international conference of this level.

The conference was a great opportunity to learn about various research topics and advanced technology in the field of laboratory diagnostics, especially hemostasis. My scientific interest area includes development of innovative scientific approaches allowing producing highly purified biologically active factor coagulations which can be safely used in a clinical practice. The scientific research requires the constant application of new devices and reagents. I am very pleased to get an update about new scientific areas in this field. I was glad to get acquainted to the STAGO company's products with the broadest range of reagents and analytical instruments in haemostasis.

I was glad to get acquainted with poster presentations and talked with speakers committed to a better understanding of problems of haemostasis and thrombosis. This new knowledge will be applied in my daily practice.



During this conference I attended lectures and workshops by great professors and researchers with a world-class level on the different themes.

This travel scholarship provided me the possibility to become acquainted with latest experimental research results in the field of Biochemistry and Coagulology around the globe, as well as to acquire new scientific contacts to promote international scientific cooperation. This congress showed me the value and progress of laboratory research in disease diagnosis and I look forward to share my experience and knowledge with my fellow colleagues at work.

It was very rewarding, both academically and personally.

Thank you IFCC for the opportunity!

Dr. Nataliya Shurko, PhD
Senior Researcher, Laboratory of blood biochemistry
SI "Institute of Blood Pathology and Transfusion Medicine NAMS of Ukraine", Lviv, Ukraine
Association of clinical chemistry and laboratory medicine of Ukraine



Dr. Nataliya Shurko – Ukraine

Gramos Begolli: a report on attending a congress (EuroMedLab2019)

The 23rd IFCC-EFLM European Congress of Clinical Chemistry and Laboratory Medicine, I attended, presented most relevant issues in Laboratory Medicine by outstanding international speakers. This event was an ideal platform for me and my work because it was an international forum, consisting of Laboratory Medicine specialists, researchers, education scientists and industry representatives who are experts in the Laboratory Medicine.

The paper that I submitted to the conference was: “Correlation of vitamin D and biochemical parameters with hemodialysis duration” and has been allocated in Kidney Diseases session under poster code T424 published in the conference book (Abstracts / Clinica Chimica Acta 493 (2019) S460–S492).



Gramos Begolli – Kosovo

My poster presentation was on Tuesday, 21st of May and I attended the other conference events from opening ceremony on 19th of May until 22nd of May.

Finally, I would like to thank **Roche** for giving me the opportunity to attend the 23rd IFCC-EFLM European Congress of Clinical Chemistry and Laboratory Medicine in Barcelona via their **IFCC Roche Travel Scholarship** funding which covered part of my expenses. This congress was very interesting and enriched my experience with more information, knowledge and confidence.

Gramos Begolli, MD, PhD Cand.
Specialist of Clinical Biochemistry
University Clinical Center of Kosovo, Prishtina, Kosovo



IFCC Roche Scholarship recipients in Barcelona,
along with IFCC Officers and IFCC Task Force for Young Scientists members



SHARE YOUR BEST PRACTICE

If you and your teams have achieved measurably better healthcare performance through teamwork and **AVANT-GARDE** processes, submit your best practice to the **UNIVANTS** of Healthcare Excellence Award program. Winning teams receive local and global recognition with the opportunity to inspire others across the globe.

Learn more and apply for the **UNIVANTS** of Healthcare Excellence Award at UnivantsHCE.com.



UNIVANTS[™]
OF HEALTHCARE EXCELLENCE



IN PARTNERSHIP WITH



INSTITUTE OF HEALTH ECONOMICS

CONTRIBUTE TO THE IFCC ENEWS



Improving patient care
through co-reporting eGFRs
for personalized drug therapy

MARIENHOSPITAL
Stuttgart, Germany



Matthias Orth, M.D., Ph.D.

Karin-Johanna Haase

Sebastian Maus, M.D.

Manfred Hofmann, M.D., Ph.D.

Moderate impaired renal function is asymptomatic. However, medical procedures such as drug therapy with nephrotoxic drugs pose a substantial risk to these patients. Therefore, patients with impaired renal function are at high risk for morbidity and mortality and can be associated with high costs, longer lengths of stay, and/or significant side effects of drug therapy. Accurate renal function testing in the hospital is pivotal to detect chronic kidney disease (CKD), avoid further damage to the kidneys, and to optimize pharmacological therapy. Current protocols for renal function testing such as estimated glomerular filtration rates (eGFR) estimation by Cockcroft-Gault, however, have been known to wrongly classify certain

patients, leading to inappropriate drug dosing and poor outcomes.

An integrated clinical care team at Marienhospital in Stuttgart, Germany hypothesized that if they could optimize non-invasive renal function testing, they could improve pharmacological treatment and avoid further renal damage without consuming additional resources. A severe drawback of all current methods of eGFR is that patients may not closely resemble the population used to develop the estimation, leading to under or overestimations of GFR. Discrepancies therefore can exist between creatinine and cystatin c-based eGFRs based on patient muscle mass, age and other known conditions. This team hypothesized

Article continued on next page

that dual reporting of eGFRs would enable care providers, including Pharmacists, Oncologists, Nephrologists and Clinical Pathologists to assess and optimize drug dosing for more personalized care.

The rationale for co-reporting more than one eGFR estimation was originally proposed by Andrew S. Levey and colleagues. They stated, “A single equation is unlikely to work equally well in all populations” (*Ann Intern Med.* 2009;150(9):604–612).

Approximately one third of the inpatients at Marienhospital have severely impaired renal function. Implementation of co-reporting eGFRs determined with both creatinine and cystatin c methods mitigated wrongful CKD classification and improved accuracy of CKD staging and drug dosing in 25% of the patients at Marienhospital. A cost-benefit analysis of this approach was performed in 606 patients treated with certain chemotherapeutic drugs. With parallel testing and dual-reporting, the eGFR-tailored dosing led to a cost avoidance of approximately \$105,000 euros through reduction of chemotherapy drugs alone. In addition to the financial savings were health benefits for patients including the avoidance of unwanted side effects.

“This testing intervention can be introduced in clinical laboratories through laboratory information systems

and/or middleware. The detection of patients with large discrepancies between creatinine-based eGFR and cystatin C-based eGFR can be automatically triggered, enabling dose adjustments to fit the needs of each patient.” noted Orth.

This care initiative received honors of distinction for their measurably better healthcare performance, in association with the 2019 UNIVANTS of Healthcare Excellence Award program. More information about this project and/or about the UNIVANTS of Healthcare Excellence program can be found at: www.UnivantsHCE.com.

KEY TAKE-AWAYS:

1. Accurate estimates of GFR are crucial for optimal treatment of patients with chronic kidney disease.
2. Dual reporting of creatinine and cystatin-based estimates of GFR can improve the ability of clinical care providers to generate treatment plans tailored to individual patients
3. Strategic use of LIS/middleware can lead to measurably better healthcare performance including increased patient wellness, increased patient safety, improved clinical satisfaction and reduced overall costs.



**Unifying for something greater
in Rio de Janeiro**

The SBPC/ML (Brazilian Society of Clinical Pathology) hosted their 53rd annual congress for laboratory medicine in Brazil. With over four thousand attendees and 90+ exhibitors, the conference featured scientific symposia and valued educational workshops across the most relevant topics in healthcare today.

A standout call to action during the conference by Prof. Wilson Shcolnik, SPBC President, inspires integrated clinical care teams in Brazil to quantify their measurable value to patients, payors, clinicians and health systems. Recognition for such efforts helps to elevate the profession of laboratory medicine, enhance patient care while also inspire more teams across globe to achieve similar success.

“Laboratory Medicine is foundational to healthcare,” explains Professor Wilson Shcolnik, “with teamwork and synthesis of relevant data, we can transform the delivery of care in measurably impactful ways across the continuum of care.”



Dr. Wilson Shcolnik (centre), SBPC President, with Joana Araujo (left), Abbott Marketing Director for Latin America and Canada, and Tricia Ravalico (right), Abbott Director of Scientific Leadership

Recent best practices were highlighted at the conference and featured in association with the UNIVANTS of Healthcare Excellence Program, a global award for integrated clinical care teams who have achieved measurably better healthcare performance.

From earlier detection of acute kidney injury to partnering with payors to improve the health and well-being of pregnant mothers and their babies, best practices are transforming the delivery of care.

Among the 100+ countries actively engaged in the UNIVANTS of Healthcare Excellence program, Brazil is included in top 10.

“I think it is an exciting time for laboratory medicine and I encourage everyone to be involved in integrated clinical care. I also encourage teams from Brazil (and across the globe) to apply for the UNIVANTS of Healthcare Excellence Award, as it is an opportunity to promote your best practice and the great innovation that we lead in Brazil.”

The UNIVANTS of Healthcare Excellence Program was developed by Abbott Diagnostics in partnership with seven prestigious program organizations including IFCC (International Federation of Clinical Chemistry), AACC, EHMA (European Health Management Association), Modern Healthcare, HIMSS (Healthcare Information and Management Systems Society), NAHQ (National Association for Healthcare Quality) and IHE (Institute of Health Economics).

The award program is fair with opportunities for team recognition, regardless of any partner affiliation.

For more details, visit www.UnivantsHCE.com.



Measurably better healthcare performance in Palestine through leadership and comprehensive quality management



Osama Najjar
MS, Clinical
Laboratory Sciences
General Manager of Allied
Health Professions



Lana Nazzal
MS, Applied Statistics
Lab Health Administration



Dergham Yaseen
BSc, Laboratory Medicine
President of the Scientific
Committee



Nidal Alawneh
MS, Clinical
Laboratory Sciences
Quality Manager



Ali Alhelou
MS, Computer Sciences,
MS, Health Informatics
IT General Director

The importance of quality assurance in clinical laboratories cannot be overstated. This is because high quality within laboratory medicine is essential for high quality patient outcomes, resource optimization, and ultimately, appropriate care.

Despite this tight correlation, not all countries require quality systems and/or medical laboratory accreditation. This is particularly true in developing countries where there is limited participation in external quality control programs, including ISO 15189 accreditation.

The developing world can have extreme cost pressures, and often in the pursuit of cost containment, quality can suffer. Recognizing the importance of quality, Dr. Osama Najjar, General Manager of Allied Health Professions, formed an integrated clinical care team with a mission to transform healthcare across their governmental clinical laboratories within Palestine, which included a central public health laboratory, 14 hospital laboratories and 193 primary healthcare laboratories.

Their patient-centric and quality-focused team included Laboratory Medicine, IT, Quality, Procurement, and Human Resources enabling the development and implementation of a robust quality system with extraordinary outcomes.

Over the course of their strategic three-year plan, the team secured funding to implement multiple high impact changes including new organizational structures which not only enabled the hiring of 160 additional resources but ensured adequate training for existing and new teams.

They also improved laboratory infrastructure through rehabilitation of the buildings, and thoughtful expansion of the laboratory space. The team acquired 416 new diagnostic instruments for all areas of the laboratory included CBC analyzers, automated chemistry and immunoassay instruments, blood culture systems, hemoglobin A1C testing, blood gas analysis instrumentation, blood banking, coagulation and electrophoresis.

Their approach included the pursuit of ISO 15189 accreditation for laboratories, providing a standardized accreditation framework for continuous improvement and quality assurance.

Key performance indicators indicate reduced maternal mortality rates by 9.8 deaths per 100,000 live births and decreased the infant mortality rate by 0.2 deaths per 1,000 births.

Laboratory testing volumes increased from under 4 million tests per year to nearly 10 million, improving laboratory revenue by 65.6% and new onsite testing that had never been done before. Collectively, these changes enabled faster access to clinical results for improved decision making as well as more timely and accurate care.

Despite these and other great outcomes, the quest to continuously improve healthcare outcome through high quality continues.

This team is currently focused on achieving ISO15189 accreditation for 11 additional laboratories, with plans to expand in-house test menus even further while increasing staffing and maintaining high satisfaction ratings.

Dr. Najjar states that his team hopes to also expand their initiative to other countries.

Based on the measurable success of this program, the 2019 UNIVANTS of Healthcare Excellence Award Program recognized this care team with achievement.

The international honor was assessed by leading global healthcare organizations including International Federation of Clinical Chemistry and Laboratory Medicine (IFCC), AACC, European Health Management Association (EHMA), Modern Healthcare, Healthcare Information and Management Systems Society (HIMSS), National Association for Healthcare Quality (NAHQ,) and Integrating the Healthcare Enterprise (IHE) with sponsorship via Abbott Laboratories.

THREE KEY TAKEAWAYS:

1. A quality driven culture can drive quality outcomes.
2. Sustainability of high-quality outcomes require internal and external quality management systems, as recommended for clinical laboratories in ISO 15189.
3. The patient-centric, quality-focused leadership at Palestine Laboratory and Allied Health Services enabled transformational healthcare, resulting in decreased mortality, increased patient confidence, enhanced staff satisfaction, and increased revenue.

News from the IFCC Website

IFCC-Abbott Visiting Lecturer Programme (VLP)



The VLP is a Special Project managed by the IFCC Education and Management Division with the generous support of Abbott to provide IFCC members and the healthcare community with education in the field of Clinical Chemistry and Laboratory Medicine directed at scientific, management and clinical issues.

The VLP promotes knowledge exchange in laboratory medicine throughout the world supporting international cooperation in educational activities through funding of lectureships on professional, educational and managerial topics. National Societies are invited to apply for a Visiting Lecturer on a specific subject.

[Read more](#)

NEWS FROM REGIONAL FEDERATIONS AND MEMBER SOCIETIES



News from the Spanish Society of Laboratory Medicine (SEQC^{ML})

Glucose and HbA1c in laboratory medicine and POCT in different clinical settings



SEEN

Sociedad Española de Endocrinología y Nutrición



Sociedad Española de Medicina de Urgencias y Emergencias



The SEQC^{ML} promotes a consensus document about the laboratory tests for the screening, diagnosis and glycaemic control of diabetes mellitus

- The document offers guidelines regarding glucose and HbA1c, both measured in the laboratory medicine and in the bedside testing, as POCT.
- It includes the participation of various scientific societies and shows an overview of carrying out these tests in different care areas.
- The guideline addresses the latest developments in the use of HbA1c, considering its advantages in comparison of glucose measurement.

MADRID, SEPTEMBER 2, 2019

The term diabetes mellitus (DM) includes a group of diseases characterized by chronic hyperglycaemia. To help patients with these pathologies reducing the risk of developing chronic complications, it is important to diagnose DM early and regularly identify the intensity of the metabolic disorder. The most common analyses for this are the measurement of glucose and glycated haemoglobin (HbA1c), which can be carried out both in the clinical laboratory and in different environments, within what is known as laboratory tests at the patient care site, or Point-of-Care Testing (POCT).

At the present time, there is a lot of heterogeneity regarding how these analytical measurements are done,

Article continued on next page

and the Spanish Society of Laboratory Medicine considers it necessary to promote an overview in relation to the measurement of glucose and HbA1c for patients with DM. That is why this scientific society has promoted the development of a consensus document, with the participation of various scientific societies representing the different professionals involved in the care of these patients.

The result of this effort is the document 'Glucose and HbA1c in laboratory medicine and Point-of-Care Testing in different clinical settings', recently published, and in whose preparation, in addition to the SEQC^{ML}, members of the Spanish Society of Diabetes (SED), the Spanish Society of Urgent and Emergency Medicine (SEMES), the Spanish Society of Family and Community Medicine (semFYC), the Spanish Society of Family and Community Pharmacy (SEFAC), the Spanish Society of Internal Medicine (SEMI), the Spanish Society of Endocrinology and Nutrition (SEEN), the Spanish Society of Primary Care Physicians (SEMERGEN), and the Spanish Society of Intensive and Critical Medicine and Coronary Units (SEMICYUC) have participated.

This document seeks to answer questions such as when a glucose or HbA1c determination should be requested to the laboratory medicine and when it can be performed as POCT, how often the measurements should be taken, and how the results should be interpreted in each case, among other issues.

New developments in this area are also included, since HbA1c has been included as a diagnostic criterion for diabetes mellitus by the American Diabetes Association (ADA), the International Diabetes Federation (IDF), and the World Health Organization (WHO).

This recommendation is based on certain advantages of its measurement instead of glucose, such as the convenience of not requiring the patient to fast and less intra-individual variability.

OVERVIEW OF THE CARE PROCESS

"Health professionals who participate in the care of these patients can come from very different areas. The same patient can be managed in a community pharmacy, then go to a primary care consultation, a hospital emergency department, be admitted to a critical care unit, etc. In order to be able to offer

proper health care, there should be fluid communication among all the areas involved, with an overview of the care process," explains Dr. Paloma Oliver, of the Commission on Laboratory Testing at the Point of Care (POCT) of the SEQC^{ML} and the coordinator of the document.

Dr. Oliver points out that it is important that there is a clear definition as to when the glucose or HbA1c measurement should be requested to the laboratory and when it should be carried out as POCT in the clinical setting.

The document focuses especially on the POCT, since, in relation to these tests and in accordance with national and international guidelines, it is essential that there is a multidisciplinary group led by the laboratory to carry out the different functions that are needed to perform this type of measurement.

"With this document, the various professionals have tried to advance a little more in this direction with a multidisciplinary perspective, considering the distinctive features of the measurements in the laboratory and POCT, and also regarding each clinical environment, always with the focus squarely on what it unites us all, which is the health care of our patients", says Dr. Oliver.

About the Spanish Society of Laboratory Medicine (SEQC^{ML})

The Spanish Society of Laboratory Medicine (SEQC^{ML}) - founded in 1976 - is an active member of IFCC and EFLM. SEQC^{ML} currently encompasses more than 2,500 professionals, and its main objectives are to bring together all scientists interested in the field of Laboratory Medicine, promote the dissemination of scientific and technical publications, organize meetings, courses and congresses of national and international character, cooperate with other Scientific Societies, and defend and promote the specialties of the field of Laboratory Medicine as well as those of its members. Likewise, the Society wishes to contribute to studying and recommending methods and guides, and to establishing guidelines and recommendations for training in the field of Laboratory Medicine.

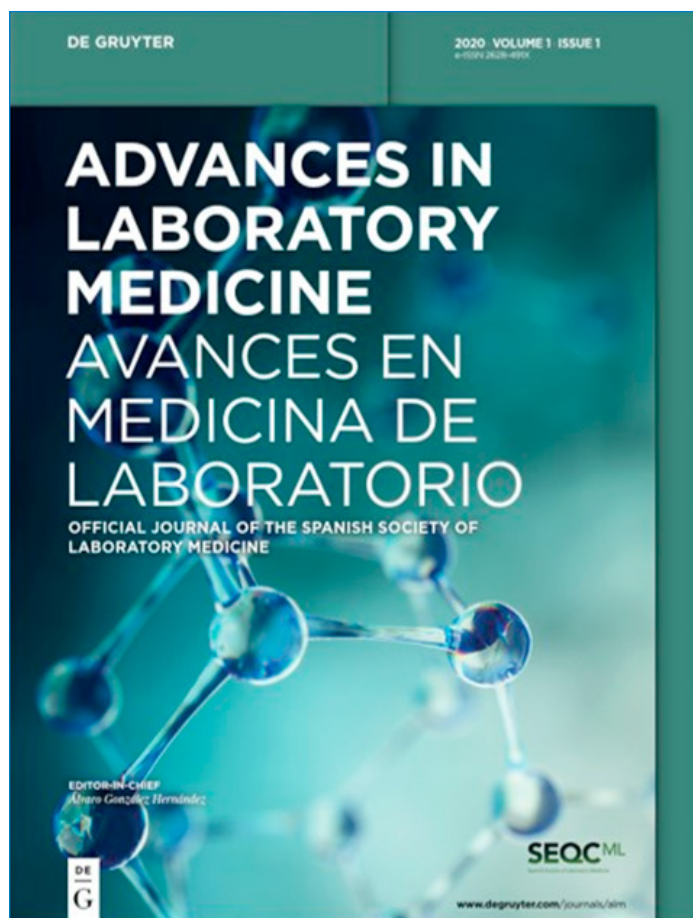
More information at: www.seqc.es.

Dr. Álvaro González Hernández, Editor-in-Chief of the Adv Med Lab journal, explains this new SEQC^{ML} project.

Research is made known to the rest of the scientific community through the publication of articles in journals seeking to reach as many readers as possible. Recently, the Spanish Society of Laboratory Medicine (SEQC^{ML}) launched a new journal, called *Avances en Medicina de Laboratorio – Advances in Laboratory Medicine (Adv Med Lab)* to facilitate the dissemination of scientific works related to Laboratory Medicine, especially with regard to the development and interpretation of analytical tests. The founding of the journal was inspired by previous journals published by the SEQC^{ML}, some in conjunction with other scientific societies. The editors of these previous journals deserve special recognition for their selfless dedication



Dr. Álvaro González Hernández, Editor-in-Chief,
the new Journal of SEQC^{ML}



to their development. Based on previous experience, *Adv Med Lab* was born with a renewed spirit to be a journal of international prestige at the service of the scientific community.

Within the interest of promoting the dissemination of research, *Adv Med Lab* has chosen a different approach with respect to other journals, such as Open Access and being Spanish-English bilingual. At the same time, articles will be accepted based on peer review and with special attention to ethical aspects. In addition, *Adv Med Lab* was founded with the aspiration of being indexed in the main databases, especially those that use bibliometric indexes to evaluate the scientific quality of papers and journals. An example of these is the well-known Journal Citation Reports, which evaluates the world's leading journals using the "Impact Factor" indicator. Obtaining this indexing is a difficult task that requires time and work, but is necessary to achieving maximum recognition and visibility.

Access to the information in a scientific journal traditionally involves a subscription cost, in both paper and electronic formats. Consequently, it is a limitation for

many researchers and professionals to know of these published papers if they do not have the corresponding subscription. Faced with this, the Open Access movement has emerged, which promotes the free availability of scientific literature through the Internet, so that any user has free access to the article and, consequently, the author achieves greater dissemination of their research. Based on the philosophy of achieving maximum dissemination of its content, Adv Lab Med has chosen to be an electronic journal, bypassing the paper format, and Open Access. There are several Open Access models, but initially the most extensive one has been chosen, in which the entire cost of the publication process is assumed by the SEQC^{ML}, being free for both the reader and the author. This is an important difference from other Open Access journals, in which the author assumes the publication price, which usually ranges from around €500-3,000.

It is well known that the universal language of science is English. However, the difficulty of writing science in English sometimes limits Spanish speakers when

publishing their work in international journals. Therefore, Adv Lab Med has decided on a Spanish-English bilingual edition, translating the articles into the other language once accepted. In this way, it intends to prevent a good project from not reaching the dissemination it deserves for linguistic reasons. At the same time, keeping both versions allows it to reach a wider audience. With this commitment to a bilingual journal, it follows the example of other prestigious Spanish journals such as *Emergencias*, or the Spanish Journal of Cardiology. It is obvious that this involves an additional effort for the magazine, but we believe that it is amply compensated by the service provided to Spanish-speaking authors.

Peer review is essential to maintaining the quality of a scientific journal. The reviewers deserve special thanks, since they dedicate unrecognized and unpaid time to the evaluation of the work. As it cannot be otherwise, the acceptance of works by Adv Lab Med is based on this process, in which each submission is evaluated by several reviewers. These, as experts,



Presentation of the Journal at the EuroMedLab 2019 congress in Barcelona

examine the manuscript submitted for publication independently and critically. Being a reviewer means recognition as a specialist in that area of knowledge and implies a responsibility to evaluate the merit of the work submitted by making constructive comments within a reasonable timeframe. On the other hand, the reviewer must be aware of the possibility of conflicts of interest and must reject the review of those manuscripts in which such conflict may arise, communicating this to the editor.

Adv Lab Med journal will be attentive to the various ethical aspects that may affect the quality of the published results. Within the commitment to offer readers novel and original information, plagiarism and works whose relevant results have been previously published will be monitored.

It will be especially important for manuscripts containing results obtained from people to clearly indicate that the work has been approved by the corresponding

Ethics Committee and that the subjects of the study sign the corresponding informed consent, if necessary.

Any conflict of interest that is relevant to the published research should also be indicated. An example of a conflict of interest would be the financing of a trip or congress by the industry involved in the work.

In short, Adv Med Lab was born with the intention of being an important journal from a scientific point of view. The new journal was introduced in May in Barcelona at the EuroMedLab 2019 congress where it was well received.

We hope that this project, which is being developed with great enthusiasm and hard work, will please everyone and serve as a channel for scientific dissemination of research in the Clinical Laboratory field.

For more information about the new journal, consult the following link by De Gruyter:

<https://www.degruyter.com/view/j/almed>.



www.ifcc.org

ADVERTISE in IFCC eNews!

Showcase your products and initiatives to more than 17000 laboratory medicine specialists throughout Europe, Asia-Pacific, Middle East, Africa and Latin America: laboratory directors, clinical chemists, and other clinical laboratory specialists and technologists, leading manufacturers, distributors and dealers in the field.

- Ten issues per year
- Free-of-charge to readers
- Interactive digital edition

Published ten times a year:

N ^o 1/2	January/February
N ^o 3	March
N ^o 4	April
N ^o 5	May
N ^o 6	June
N ^o 7/8	July/August
N ^o 9	September
N ^o 10	October
N ^o 11	November
N ^o 12	December

For prices, formats and any further information on how your company can gain unique access to international markets through advertising with IFCC, please email us at enews@ifcc.org.

IFCC Corporate Members receive a 25% discount on current prices.



The 3rd Congress of the Romanian Association of Laboratory Medicine (AMLR)

June 3-5, 2019 – Iași, Romania



The 3rd Romanian Association of Laboratory Medicine (RALM) Congress, organized under the auspices of IFCC and EFLM and in collaboration with the Romanian Society of Microbiology, the Romanian Society of Hematology and the Universities of Medicine and Pharmacy of Bucharest, Târgu Mures, Cluj Napoca, Iași, and Timișoara, took place on 3-5 June in Iași.

The congress was attended by 798 participants including medical doctors, scientists and lab technicians. Four speakers from abroad were invited to give their lectures at the congress: Prof. Dr. Tomris Ozben (Turkey), Prof. Dr. Vladimír Palička (Czech Republic), Prof. Dr. Hans H. Maurer (Germany), and Prof. Dr. Alain G. Verstraete (Belgium). Also, 14 invited speakers from Romanian academic institutions significantly contributed to the scientific programme of the congress. Their lectures provided an updated information on topics such as in vitro diagnosis and regulatory changes in laboratory medicine, bone marker evaluation in patients undergoing hemodialysis, methods for determination of drugs and their metabolites in emergency toxicology, genomic analysis in modern medicine, markers of tumor cell metabolism, killer immunoglobulin-like receptors in allogeneic hematopoietic stem cell transplantation, new approaches to antibiotic resistance, and many others.

The scientific programme of the congress comprised 7 sessions of plenary reports (21) and brief oral communications (17), and 4 poster sessions at which a total number of 41 electronic posters were presented. The posters and the slides for the oral presentations were written in English and the conference abstracts

*by Cristina Mambet
RALM President*

were published in a supplement of Romanian Journal of Laboratory Medicine.

The content of the presentations referred to topics of interest in clinical chemistry, hematology, immunology, microbiology, molecular biology, quality management and laboratory automation. Many communications focused on practical issues concerning clinical relevance of laboratory tests, standardization, new instrumentation and method evaluation, reference ranges and clinical decision limits in laboratory result interpretation, emphasizing the interest of the participants in adding value to our professional activity. The participants had the opportunity to ask questions and make comments after presentations, as well as to share their experience in a particular field.

As RALM manifests a strong interest in encouraging and motivating young laboratory professionals, many communications and posters were presented by young colleagues, most of them PhD fellows. RALM also initiated last year an internal grant competition for young scientists, consisting in 3000 euros. The grant was assigned to Dr. Mare Anca from Târgu Mureș University of Medicine, Pharmacy, Science and Technology.




RALM Associate Professor Ioana Brudașcă, MD, PhD
at the opening ceremony

During the congress, an exhibition of equipment, reagents, supplies, software was organized, involving 22 IVD companies. In addition, diagnostic industry organized ten workshops that introduced new technologies and clinical assays.

After the closing ceremony, the general assembly of RALM took place and members elected the new RALM Board.

The scientific quality and the variety of topics included in the program, the organization of the congress in a historic cultural institution, as well as the attractive social program collectively led to a successful scientific and professional event.



Latest news from the Lab Medicine Committee of CAME

Chinese Association of Medical Equipment (CAME)



5th China Clinical Laboratory Technology and Application (CCLTA) Meeting, 19-21 July 2019, Suzhou, China

Prof. Yingchun Xu was voted unanimously as the new president of Lab Medicine Committee, Chinese Association of Medical Equipment (CAME) in the plenary meeting on 6 November 2018, in Beijing, China.

Prof. Yingchun Xu appointed the previous president, Prof. Yulong Cong, as the leader of academic board in the new committee because of his remarkable achievements and outstanding leadership.

Ten divisions were simultaneously set up to promote the technology transformation, build up the cooperation platform between medical laboratories and IVD companies, and strengthen international communication.

Article continued on next page

They are:

- International Communication and Cooperation—One belt and one road Section;
- Intelligent lab Section,
- Group standards Section,
- Clinical chemistry and performance evaluation Section,
- Clinical immunology Section,
- Molecular biology Section,
- Intellectual equipment” Section,
- Clinical microbiolog” Section,
- Clinical Hematology and Body Fluid Section,
- Innovative technique and evaluation Section.

To build a platform for professional communication and share new achievements in laboratory medicine, the 5th China Clinical Laboratory Technology and Application (CCLTA) Annual Meeting & Laboratory Equipment Expo & the 2nd 'Belt & Road' Diagnostic Summit Forum hosted by Lab Medicine Committee, CAME was held from 19 to 21 July, 2019, in Suzhou, China. 1 President's Invited Session, 4 symposiums, 8 satellite meetings and 10 sessions were conducted by 10 divisions. Fifty-five enterprises participated in the exhibition, with thousands of visitors.

President Prof. Yingchun Xu, honorary chairman Prof. Yulong Cong, 117 speakers and host specialist, nearly 2000 national experts in laboratory medicine, medical engineering and colleagues in IVD enterprises attended the conference. The webcast of whole conference received 40,000 hits. We were honored to have Prof. Sunil Kumar Sethi, IFCC Representative of the Asia-Pacific Federation for Clinical Chemistry and Laboratory Medicine, 9 international experts from Germany, Spain, Algeria, Tanzania, Turkey, Serbia, Russia, Kazakhstan, Ukraine and many from other countries, attending the main conference.



Dr. Sunil Kumar Sethi (SG) presenting at the conference



Audience during one of the sessions



Young Scientists at the conference

From the 1,465 submitted papers, 15 papers were selected to compete for the first three places in the live speech contest, and another 300 papers were accepted as excellent papers awards or posters. Out of 574 photographic works from all national medical laboratories and IVD related colleagues, 60 photograph works, and 7 old equipment works were shortlisted, and finally the top three and the winning works were selected.

In order to underline the great contributions to the committee, Professor Cong Yu-long was awarded a Special Contribution Award in the opening ceremony of the conference. Six individuals including Professor Ming-qing Tong, Professor Yuan-li MAO, Mr. Baixing Huang, Mr. Xiaohong Zhang, Mrs. Yunli Wang and three enterprises including Roche Diagnostics Product (Shanghai) Co., Ltd., Shenzhen new industries biomedical engineering Co., Ltd and Dirui Industrial Co., Ltd. received Outstanding Contribution Awards.

The conference presented a great academic gathering for experts and scholars from all over the country. With the joint efforts of the experts and the organizing committee, 5th CCLTA in Suzhou successfully concluded and we look forward to meeting again in 2020.



Prof. Sunil Kumar Sethi, IFCC EB Representative



Participants at the conference visiting the exhibition area





News from the Bolivian Society of Clinical Biochemistry

Dr. Alvaro Justiniano Grosz named COLABIOCLI President

*prepared by the Communications Department,
the Bolivian Society of Clinical Biochemistry*

Bolivia acceded for the first time in its history to the Presidency of the Latin American Confederation of Clinical Biochemistry (COLABIOCLI). Dr. Alvaro Justiniano Grosz, will held the role from 2019 to 2021

For the Spanish version of this article, [click here](#).

Over the past decade, the Region of the Americas has made steady progress in terms of improving the health of the population, although it still faces significant deficiencies and emerging problems that countries are trying to solve both individually and jointly, there are several achievements, gaps and trends that can be evidenced. The countries of the Region participate in various alliances, initiatives and blocks based on geographical proximity or common commercial, cultural or political interests.

The importance of the Clinical Laboratory in the healthcare system is based, on the one hand, on its clinical weight, since it is, without a doubt, the most used diagnostic tool, being present in 80% of clinical decisions. In addition, the Clinical Laboratories in the last 30 years have experienced an exponential development as a result of the rise of chemistry, molecular biology, technology and information technology. In the last 15 years, the expenses of laboratory tests have increased by 130%. These changes have affected the type of laboratory errors that, in a very significant way, are those that mark the strategic lines of the Laboratories in their development and evolution to demonstrate their quality and reach accreditation.

Clinical laboratories should be protagonists in the design of specific plans and protocols and their application in their area of influence. They must be centers of dissemination of technological developments and their application. To do this, they must become true centers of training and scientific dissemination,

revealing new possibilities for rational and efficient diagnosis. Only in this way it is how the laboratory will provide the health system with an added value necessary for the improvement of patient care and health care itself.

WHAT IS THE BOLIVIAN SOCIETY OF CLINICAL BIOCHEMISTRY?

The Bolivian Society of Clinical Biochemistry is a scientific, academic entity that brings together the Biochemical professionals of Bolivia. The entity has no political, racial or religious purposes. The highest representation of the country is the National Executive Council (C.E.N.), its headquarters are the city of Tarija, during the period for which it was democratically elected at the National level. The president of this entity is Dr. Álvaro Justiniano Grosz.

WHAT ARE THE OBJECTIVES OF THE BOLIVIAN SOCIETY OF CLINICAL BIOCHEMISTRY?

The Bolivian Society of Clinical Biochemistry aims to contribute to the study, progress, scientific, academic development of Biochemistry as a science, the overcoming and continuous training of its partner members, establishing and fostering links within and outside the Country with Biochemical professionals. dedicated to the Clinical Analysis Laboratories in all its branches and specialties, advice and work with public authorities, private institutions, professional associations of the country in the study and solutions of health problems in Bolivia. The scientific activity of the society allows to suggest to the university authorities, public and private institutions the update, adaptation of plans and programs of study in the formation of the pre and post degree of the Biochemical professionals, according to the needs of the Country, the scientific progress and current technology.

Article continued on next page

The Bolivian Society of Clinical Biochemistry is an entity that works to develop and participate in the drafting of norms and regulations governing professional practice, safeguarding compliance with the corresponding international, national regulations regarding the regency and ownership of the clinical laboratory, As the exclusive representative of Biochemical professionals, it encourages the implementation of External Quality Evaluation Programs and compliance with Quality Management regulations in Clinical Laboratory Services and their Specialties in order to guarantee the quality and accuracy of their results.

The Bolivian Society of Clinical Biochemistry, is part of the Latin American Confederation of Clinical Biochemistry (COLABIOCLI), International Federation of Clinical Chemistry (IFCC) and the Spanish Society of Laboratory Medicine and other international organizations

related to the profession, in order to disseminate scientific, professional, university subjects and any activity developed by the professional Biochemists of Bolivia, promoting and stimulating the constant improvement of its affiliates, rewarding and recognizing the academic, professional scientific activity and becoming the national managing body.

WHAT IS THE LATIN AMERICAN CONFEDERATION OF CLINICAL BIOCHEMISTRY?

The Latin American Confederation of Clinical Biochemistry (COLABIOCLI) is an international society that brings together all national entities from all Latin American countries in the area of Clinical Biochemistry.

The Confederation aims to establish and foster links with associations of any degree, scope and branch of knowledge of Clinical Biochemistry and Clinical



Dr. Alvaro Justiniano Grosz. Flag room countries of Latin America members COLABIOCLI

Laboratory Sciences. It promotes the organization of entities of a scientific, technical, teaching, professional nature. It is the entity responsible for the Organization of Latin American Congresses of Clinical Biochemistry, which brings together all the biochemical professionals dedicated to the Clinical Laboratory in Latin America.

The Latin American Confederation of Clinical Biochemistry (COLABIOCLI), contributes to the solution of the global problems of the profession, serving individuals and society in the best way, providing advice on legislative projects, research, surveys and any other request of interest of the specialty.

The Latin American Confederation of Clinical Biochemistry (COLABIOCLI), groups 22 countries of Latin America, it fundamentally promotes the development of Quality Management in the Clinical Laboratories of Latin America, under the fundamental axes, the External and Internal Quality Control, that guarantee the quality of the laboratory results in virtue of their importance, since they contribute to the diagnosis, treatment and prognosis of various pathologies that afflict our society. It also promotes the implementation of laboratory accreditation programs, education programs and continuous training of professionals dedicated to the Clinical Laboratory, enables and cooperates in the development of research projects in different Latin American countries.

WHAT IS THE ROLE THAT BOLIVIA PLAYS OR WILL PLAY WITHIN THE LATIN AMERICAN CONFEDERATION OF CLINICAL BIOCHEMISTRY?


Historically our entity, the Bolivian Society of Clinical Biochemistry, has participated since 1969 in the activities of the Latin American Confederation of Clinical Biochemistry (COLABIOCLI) and has been a country within this Confederate entity. Some years ago Bolivia has shown a momentous change within the national entity, a fact that has allowed the Confederation to see great professional and human potential in Bolivia. The advances made in Bolivia have allowed the Bolivian National entity to gain great visibility in the international context, to participate in many international scientific and academic events, according to working groups, to help to develop a series of training projects

and programs as well as quality control. It has allowed it to participate in the XXI Latin American Congress of Clinical Biochemistry, held in Lima-Peru, it has given it the possibility of occupying the 3rd Vocal of the Latin American Confederation of Clinical Biochemistry (COLABIOCLI) by direct vote of the countries so that during the XXII Latin American Congress of Clinical Biochemistry of Quito - Ecuador it was given recognition and entrusted with the responsibility to host the 1st Vocalía of the COLABIOCLI. Today during the XXIII Latin American Congress of Clinical Biochemistry held on September 17-21, 2017 in Punta del Este - Uruguay as a result of hard work, BOLIVIA, with the majority and democratic support of more than 95% of Latin American countries, the country is given the highest honor of Dr. Álvaro Justiniano Grosz becoming the President of the Latin American Confederation of Clinical Biochemistry after an outstanding management in the position of Vice President with great achievements international and national.

This historical fact is outstanding, since never the country in more than 40 years of life of the Confederate entity, has held a position within this international entity. This personal achievement, from Tarija and Bolivia, makes us all Bolivian Biochemical Professionals and the country as a whole, really proud.

This position that Dr. Justiniano will occupy, opens for Bolivia the doors of the world, better opportunities for young professionals, more horizons for a branch of health that constitutes a key pillar of the multidisciplinary health team, since more than 80% of medical decisions go through a laboratory test. Therefore performing a laboratory test and doing it with high standards is a basic principle and since it is a clinical act that requires a lot of precision, the implementation of quality management systems, laboratory accreditation programs, and reevaluation of Biochemical professionals must be required.

Opening the doors for training of more and better Biochemical professionals, implementation of External Quality Evaluation Programs, accreditation of Laboratory Services in Bolivia and the development of new technologies, with the participation and cooperation of the Latin American Confederation of



Dr. Alvaro Justiniano Grosz, with members of the countries of the executive and representative committee PAHO Latin America

Clinical Biochemistry (COLABIOCLI), is a challenge that should not be missed.

What is the proposal of Bolivia and Dr. Justiniano within the Latin American Confederation of Clinical Biochemistry to be elected as President?

THE FOUR FUNDAMENTAL PILLARS OF THE PROPOSAL

1 - Strengthen the interinstitutional agreements, COLABIOCLI-PAHO, COLABIOCLI-IFCC and COLABIOCLI with other institutions such as AACC, SEQC, EFLM, which allow a favorable evolution of our entity towards excellence, in order to constitute a flag bearer to lead forward topics of vital importance for the profession, the region and health in our countries. How to do this:

- a. Strengthen and provide new spaces to the Network of University Institutions for the Training of Biochemical Professionals or equivalent degrees in Latin America and the Caribbean "joining efforts, resources and wills to take advantage of the greater effectiveness in the negotiations with national and international organizations, which fulfill functions of scientific,

academic, technical and financial support for the benefit of the training of professionals".

- b. Lead the Laboratory Accreditation processes in Latin America according to the different realities of the countries with the aim of reaching at some point the level of ISO 15189.
- c. Promote the Implementation of External Quality Assessment Programs in Latin America and the continuous use of internal quality control materials in both public and private laboratories
- d. Promote the development of the manufacture of reference materials by the metrology institutes of our countries. The most developed help the least developed in this subject.
- e. Revitalize the role of the Clinical Laboratory professional as an essential unavoidable element in the multidisciplinary health team with an active and leading participation in the application of Quality and Accreditation programs in health institutions.
- f. Strengthen the Working Group (Pre-Analytical, Education Management, Accreditation and Ethics, as well as giving the continuity of the Neonatal Research, Standardization of

Creatinine, Vaginal Dysfunction Program through the Vaginal Content Balance study (BACOVA) and other studies that the National Entities might suggest.

2 - Promote and contribute to the training and updating of professionals in Latin American countries:

- a. Implementation of the LATIN AMERICAN TRAINING PROGRAM, under the LATIN AMERICAN CONFEDERATION OF CLINICAL BIOCHEMISTRY (COLABIOCLI) in coordination with the National Entities. This will allow to carry out face-to-face courses in each Latin American country three times per year in different Latin American countries and according to the requirements of the country.
- b. Offering continuity to the Online Courses that COLABIOCLI carries out for free, opening the possibility of taking a new course offer, consolidating the presence of COLABIOCLI in all Latin American countries. Also give the opportunity for national entities to also organize online courses at minimum costs using the COLABIOCLI platform.
- c. Strengthen the COLABIOCLI Scholarship Program, for the training of professionals associated with the national member entities of COLABIOCLI.

3 - Establish a better and more fluid communication through virtual and other available media, with the member countries of the LATIN AMERICAN CONFEDERATION OF CLINICAL BIOCHEMISTRY (COLABIOCLI), giving greater accessibility of the National Entities and consequently their affiliates to the Programs Internships, Scholarships and other actions that directly benefit the associates in the different countries of Latin America, strengthening the access of new professionals to our institutions, giving more facilities to the National Entities to be grouped around our Institution. We must be more attractive, more inclusive and more visible, since all this will favor the Unity of our profession in Latin America.

4 - Joint elaboration with all the member countries of the COLABIOCLI Strategic Plan, which allows to exercise a true leadership of the Latin American Confederation of Clinical Biochemistry and defines the

strategic orientation of our entity, based on the collective priorities of the member countries and the attention focused on them.

The plan must be oriented fundamentally so that the most technically and technologically advanced countries can provide cooperation to the less developed countries in order to close the gaps that exist in Latin America on issues related to the profession and the Clinical Laboratory, but always taking into account that the countries and territories of the Region have differences in terms of their health situation and their needs.

Who is Dr. Álvaro Justiniano Grosz? *(some personal information)*



Dr. Alvaro Justiniano Grosz,
New President - The Latin American Confederation
of Clinical Biochemistry members COLABIOCLI

Dr. Álvaro Justiniano Grosz, is a Certified Biochemist from the Universidad Real and Pontificia de San Francisco Xavier de Chuquisaca, he is a Master in Clinical Biochemistry, Mention in Microbiology, Master in Public Health, with a major in Management and Health Economics, Specialist in Research and Educational Teaching, Specialist in Quality Management and has innumerable professional training courses at the International Level, Professor of the Biochemistry Degree of the Juan Misael Saracho University in the subject of Basic and Clinical Immunology, Biochemist of the Regional Hospital San Juan de Dios in the Area of Bacteriology, Director of the Medicomp Clinical Analysis Laboratory and President of the Bolivian Society of Clinical Biochemistry.

He is a member of the AACC (American Association of Clinical Chemistry), an active partner of the SEQC ML (Spanish Society of Clinical Chemistry Laboratory Medicine), an active member of the IFCC (International Federation of Clinical Chemistry), an active member of the COLABIOCLI (Confederation Latin American of Clinical Biochemistry), Member of the WG-IANT - IFCC (IFCC

Working Group for Latin America) and the Group of Researchers of the Pre Analytical Phase in Latin America.

He is also the author of several texts, book articles and scientific publications, speaker of conferences and courses at international and national level. We wish you luck in these new functions.



News from the Mexican Association of Clinical Laboratory Sciences (CMCLabC)

First Congress in Clinical Laboratory Sciences organized by CMCLabC



by Rosa Sierra-Amor

Member WG-eNews, CPD

Regional Representative IFCC EB

Merida, Capital City of Yucatan State, Mexico hosted the First Congress in Clinical Laboratory Sciences, organized by the Mexican Association of Clinical Laboratory Sciences (CMCLabC), IFCC Full Member society, and COLABIOCLI Affiliated Member society. The Fiesta Americana Hotel was the venue, where colleagues from all around Mexico joined the organizers with the idea to analyze, discuss, and review different topics of the interest of Chemists specialized in Laboratory Sciences.

The congress program addressed the topic “Laboratory Sciences in the Safety of Patient care”. Participants

were looking forward to strengthening relationships, building bridges and getting closer to patient care, as well to reduce the risk associated with health care to an acceptable minimum, preventing any adverse outcomes or damage arising from the healthcare process. There were more than 400 attendees, from 12 States in Mexico.

Several Diagnostic in Vitro representatives participated, among them Ortho Clinical Diagnostics, Desego, Seegene, Il Werfen, Biomédicos de Mérida, Licon, Siase, Quality Consulting, TamizMas, DCL-SEKISUI, Colegio de Médicos Patólogos Clínicos de Jalisco, Center

Article continued on next page

of Sciences in Health Care of the University of Guadalajara, the Autonomous University of Yucatan and the Veracruz University.

Two IFCC Abbott Visiting Lecturers, Prof. Graciela Queiruga from Uruguay, and Roberto Carboni, MS, from Chile gave courses and lectures on neonatal screening and laboratory accreditation audits respectively. There were pre-congress courses, and workshops on topics related to clinical microbiology, coagulation, quality control in uranalysis, tools for the evaluation of pre-analytical analytical phases, the neonatal sieve laboratory, audits and conformity assessment, clinical and laboratory diagnosis in autoimmune rheumatic diseases.

During the Opening ceremony, two recognitions were given to honor members and founders of the society, the first recognition was to Rosa-Isabel Sierra-Amor MSc, PhD, Past President CMCLabC and Regional Representative at IFCC EB for her *achievements, vocation and ethics in the profession*; the second recognition was to José Francisco Muñoz-Valle, PhD, for his *academic and research work in clinical laboratory sciences*.

Dr. Muñoz-Valle also gave the Opening lecture on “Immunogenetics and Autoimmunity. A Focus on Translational Medicine.”

During the three days of the meeting, participants along with 54 professors, 49 national and international from Uruguay, Chile, Ecuador, and USA, gave 16 symposiums on diabetes, clinical hematology, chronic renal disease, molecular biology, clinical microbiology, critical care medicine, acid-base-venous gasometer alterations, timely interpretation of liver function tests, education and training of today’s chemical, flow cytometry, quality management, blood bank laboratory, forensic toxicology, regulation and accreditation, bioethics and biosecurity in the laboratory, genetics and its laboratory, and on vanguard technology in the medical laboratory.

Tables *with the expert* were on: The Importance of cardiac markers in coronary syndrome, the benefits of the implementation of equipment qualification in the clinical laboratory, and on blood banks; and an IDV Symposium on “Iron deficiency anemia. Therapeutic pearls”.



Members of the Congress Organizing Committee chaired by Jezabel Vite-Casanova (MX), President and by Julio Lara-Riegos, Vice-president & Chair of the Scientific Program Committee

A symposium entitled “Basic Chemistry in the Clinical Laboratory”, coordinated by Francisco-Josué Carrillo-Ballesteros, PhD, Associate professor, Department of Pharmacobiology at the University of Guadalajara, was the meeting point for students of careers related to the area of Chemistry - Clinical Biochemistry from the National Autonomous University of Mexico (UNAM), the National Polytechnic Institute (IPN), the University of Guadalajara, (UdG), the Veracruz University, (UV), and the Autonomous University of Yucatan, (UADY). Students sections were affiliated to the CMCLabC.

The purpose of the symposium was to reflect and to highlight the importance of the basic knowledge in Chemistry, and its different branches, as part of the foundation of clinical laboratory sciences. Later on, a student’s knowledge contest similar to a live TV show took place, all were extremely excited and happy to be representing their universities during a very dynamic symposium, of which the team of the Veracruz University was the winner. This forum served to reaffirm and identify the university and the student’s commitment to the academic training related to clinical laboratory sciences.

Posters awards first’s place was given to Francisco-Jose Carrillo-Ballesteros, PhD on: “Association of soluble levels of BAF CXCL13 with clinical parameters in patients with primary Sjogren syndrome” from the University of Guadalajara.

Second poster award was to Geovanni Hú-Oxtée on: “From clinical diagnosis to monitoring microbial resistance in E. Enterotoxigenic coli of children with diarrhea in Merida” from the Autonomous University of Yucatan.

The third award was for Jonathan Chacón-Altamirano's poster “Correlation of polymorphism rs10509291 in the SIRT1 gene and aterogenic risk in patients with type 2 diabetes in a Maya population of Tixcaltuyu, Yucatan” Autonomous University of Yucatan.

The closing ceremony was enlightened by the lecture gave by Prof. Graciela Queiruga on “Neonatal Sieve of Guthrie to the Genome”. We’ll meet again in September 2021 for the II Congress of the CMCLabC, and the XXV COLABIOCLI Congress in the industrial city of Leon in Guanajuato, México.



Jose-Francisco Muñoz-Valle, PhD - Opening Lecturer; IFCC National Representative; CONACyT Level III National Research System; Dean, CUCS University of Guadalajara



(L-R) Invited speakers: Tamara Andrade (Ecuador); Roberto Carboni (Chile), IFCC ABBOTT VLP; Rosa Sierra-Amor and Carlos Salcillo (México); Graciela Queiruga (Uruguay), IFCC ABBOTT VLP



Young Scientists Section of the CMCLabC

New EFLM Publications

by Daniel Rajdl

Chair, EFLM Communication Committee

Aasne Karine Aarsand

Chair, WG: Biological Variation

Janne Cadamuro

Member WG: Preanalytical Phase

European Biological Variation Study (EuBIVAS): Within- and Between-Subject Biological Variation Data for 15 Frequently Measured Proteins

Carobene A, Aarsand AK, Guerra E, Bartlett WA, Coskun A, Díaz-Garzón J, Fernandez-Calle P, Jonker N, Locatelli M, Sandberg S, Ceriotti F; European Federation of Clinical Chemistry and Laboratory Medicine Working Group on Biological Variation

Clin Chem 2019 doi:10.1373/clinchem.2019.304618.

Available from: <http://clinchem.aaccjnls.org/cgi/doi/10.1373/clinchem.2019.304618>.

Critical appraisal of biological variation studies by the Biological Variation Data Critical Appraisal Checklist (BIVAC) created by the EFLM Working Group on Biological Variation (WG-BV) indicate that the quality of many published articles reporting biological variation is poor. The EuBIVAS study, a large-scale biological variation study, driven by the same working group has now published new, rigorously determined, biological variation estimates for 15 commonly measured proteins: α 1-acid glycoprotein, α 1-antitrypsin, albumin, β 2-microglobulin, ceruloplasmin, complement component 3, complement component 4, C-reactive protein, cystatin C, haptoglobin, IgA, IgG, IgM, soluble transferrin receptor, and transferrin. For most of these proteins, the within-subject estimates (CV_i) were significantly lower than previously published, whereas between-subject estimates were comparable. This generally results in lower reference change values (RCV) and stricter analytical performance specifications for these analytes. The biological variation estimates of these analytes will be included in the EFLM Biological Variation Database at <https://biologicalvariation.eu/>.

Biological variation data for lipid cardiovascular risk assessment biomarkers. A systematic review applying the biological variation data critical appraisal checklist (BIVAC)

Díaz-Garzón J, Fernández-Calle P, Minchinela J, Aarsand AK, Bartlett WA, Aslan B, Boned B, Braga F, Carobene A, Coskun A, Gonzalez-Lao E, Jonker N, Marques-Garcia F, Perich C, Ricos C, Simón M, Sandberg S

Clin Chim Acta. Elsevier; 2019 Aug 1;495:467–75.

Available from: <https://linkinghub.elsevier.com/retrieve/pii/S0009898119318649>.

The second publication from the WG-BV and the Task Group for the Biological Variation Database has used the BIVAC to appraise published biological variation studies of cardiovascular risk assessment biomarkers (total cholesterol, HDL-cholesterol, LDL-cholesterol, triglycerides and apolipoproteins A1 and B) and delivered meta-analysis derived estimates for these measurands based on BIVAC compliant studies. This review shows that there is

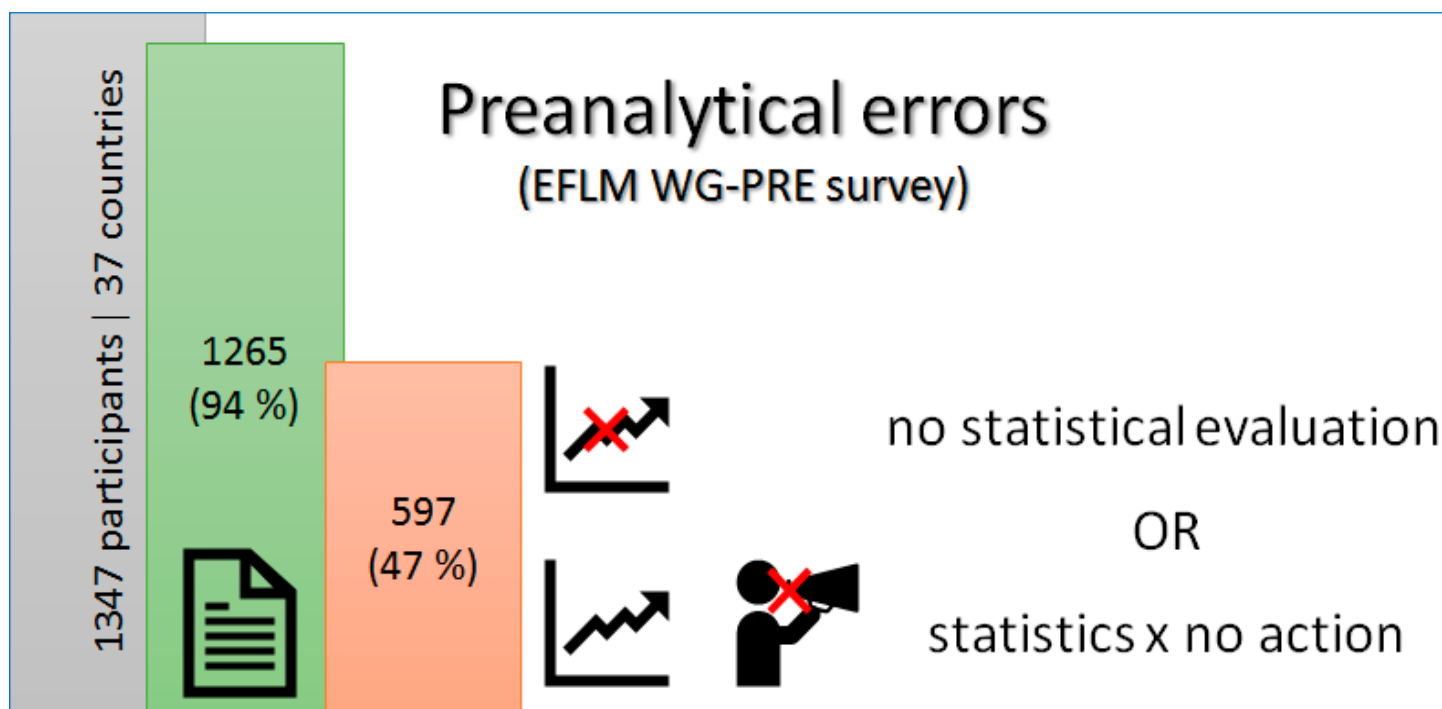
a lack of BIVAC compliant studies and to provide biological variation reference data in different subpopulations, new studies must be initiated. The new meta-analysis derived estimates for lipid biomarkers will be included in the EFLM Biological Variation Database (<https://biologicalvariation.eu/>).

European survey on preanalytical sample handling – Part 1: How do European laboratories monitor the preanalytical phase? On behalf of the European Federation of Clinical Chemistry and Laboratory Medicine (EFLM) Working Group for the Preanalytical Phase (WG-PRE)

Cadamuro J, Lippi G, von Meyer A, Ibarz M, van Dongen Lases E, Cornes M, Nybo M, Vermeersch P, Grankvist K, Guimaraes JT, Kristensen GBB, de la Salle B, Simundic AM

Full text at [Biochemia-Medica](#) available here.

The first part of results from this interesting survey depicts that the vast majority (94 %) of the 1,347 participating laboratories from 37 countries is monitoring preanalytical errors. However, there is large heterogeneity in which errors are monitored and how. Additionally, almost half of the laboratories (47 %) do not statistically evaluate these data or take no action after evaluation (Figure).



The optimistic part of the survey is that almost everybody is interested in a guideline for measurement and evaluation of preanalytical variables (92 %), and in preanalytical e-learning programs or webinars (84 %), a clear assignment to the WG-PRE to further provide recommendations, guidelines, information and tools, aiming to harmonize/standardize the preanalytical phase in Europe.

European survey on preanalytical sample handling – Part 2: Practices of European laboratories on monitoring and processing haemolytic, icteric and lipemic samples. On behalf of the European Federation of Clinical Chemistry and Laboratory Medicine (EFLM) Working Group for the Preanalytical Phase (WG-PRE)

Cadamuro J, Lippi G, von Meyer A, Ibarz M, van Dongen Lases E, Cornes M, Nybo M, Vermeersch P, Grankvist K, Guimaraes JT, Kristensen GBB, de la Salle B, Simundic AM

Full text at [Biochemia-Medica](#) available [here](#).

The second part of results from the WG-PRE survey monitors assessment, management and follow-up actions of haemolysis, icterus and lipemia (HIL) in routine blood samples. Most laboratories measured HIL indices (43%), but still a large amount of facilities is performing obsolete visual inspection of samples either as only method (30%) or in combination with automatic detection (28%). Only a quarter of responders performing automated HIL checks used internal quality controls. In haemolytic or icteric or lipemic samples, most responders (70%) only rejected HIL-sensitive parameters, whilst about 20% released all test results with general comments on haemolysis/lipemia/icterus. Interestingly, 10% of laboratories stating to be accredited according to the ISO 15189 regulation were not monitoring preanalytical errors in general or HIL in particular.

Generally, there was a significant heterogeneity in strategies for monitoring and treating haemolytic, icteric or lipemic samples in Europe.



“Highlights of recent events in bioethics”

PHFI-CCDC-Harvard SPH “Workshop on Ethics”
17-19 December 2018 – Gurugram, India



Dr. Sudip Kumar Datta

by Sudip Kumar Datta

*Corresponding Member from India
for IFCC Task Force on Ethics*

Public Health Foundation of India (PHFI), in collaboration with Centre for Chronic Disease Control (CCDC) and Harvard School of Public Health (HSPH), organized a three-day workshop on Ethics at PHFI, Gurugram, India on December 17 to 19, 2018. The faculty for the workshop included Dr. Richard Cash from HSPH, Dr. Amar Jesani, Editor, Indian Journal of Medical Ethics (IJME), Prof. Mala Ramanathan, Sree Chitra from Telangana Institute of Medical Science & Technology (TIMST) and Dr. Shifalika Goenka from PHFI.

The workshop focused on the very important issue of “Ethics in Research” and was very well-structured covering issues and topics ranging through bioethics in clinical research, issues in environmental health research, ethics of placebo-controlled trials and clinical parity. The resource persons shared their knowledge and experiences on various aspects. Lectures were interspersed with videos and films that were used as case studies. Films like

“Miss Evers’ Boys” were screened and were critically reviewed by the participants. Several case studies were also taken up with hands-on exercises for the participants in order to get proper understanding on the various issues.

The participants were from a very diverse pool of people comprising, researchers, physicians, social scientists and social workers from NGOs. This offered diverse viewpoints on different aspects of ethics. Topics like Conflict of interest, Informed Consent, Privacy and confidentiality, Regulatory affairs and government of India regulations created a lot of discussion and interactions among the participants. There was also a mock Ethics committee meeting for evaluation of a research protocol that helped the audience to understand the practical details of Ethical Research.



This workshop really enhanced the understanding of the core aspects of ethics.

IFCC'S CALENDAR OF CONGRESSES, CONFERENCES & EVENTS

Calendar of IFCC Congresses/Conferences and Regional Federations' Congresses

Nov 17 - 20, 2019		<i>APFCB Regional Congress 2019</i>	Jaipur, IN
Mar 9 - 12, 2013		<i>Winter School on Cell Analysis in immunology</i>	Geneva, CH
May 22 - 24, 2020		<i>International Congress of Pediatric Laboratory Medicine - WorldLab Seoul 2020</i>	Seoul, KR
May 24, 2020		<i>IFCC C-POCT Satellite Meeting - WorldLab Seoul 2020</i>	Seoul, KR
May 24 - 28, 2020		<i>XXIV IFCC WorldLab Seoul 2020</i>	Seoul, KR
May 29 - 30, 2020	 International Consortium for Harmonization of Clinical Laboratory Results	<i>IFCC - ICHCLR Workshop - Barriers to global standardization of clinical laboratory testing: reference materials and regulations</i>	Seoul, KR

Calendar continued on next page

May 16 - 20, 2021		XXIV IFCC - EFLM EuroMedLab Munich 2021	Munich, DE
May 21 - 25, 2023		XXV IFCC - EFLM WorldLab EuroMedLab - Rome 2023	Rome, IT

Calendar of events with IFCC auspices

Feb 25 - Dec 31, 2019	<i>Bolivian Continuing Education Program (PROBOECO) of the Bolivian Society of Clinical Biochemistry</i>	Different cities, BO
Jun 3 - Oct 30, 2019	<i>Distance Training Workshop for University Teachers</i>	Online Event
Jun 5 - Dec 24, 2019	<i>Postgraduate course of analytical quality in the clinical laboratory</i>	Online event
Oct 16 - 18, 2019	<i>5th ESPT Congress – Precision Medicine and Personalized Health</i>	Seville, ES
Oct 23, 2019	<i>From Bench to Diagnostic-Therapeutic Pathways - Symposium dedicated to the memory of Professor Angelo Burlina</i>	Padua, IT
Oct 23 - 25, 2019	<i>20th Congreso Chileno de Quimica Clinica y Ciencias del Laboratorio</i>	Santiago, CL
Oct 27 - 31, 2019	<i>The Joint Congress of 27th Balkan Clinical Laboratory Federation (BCLF) Congress and 30th National Biochemistry Congress (NBC) of TBS</i>	Antalya, TR
Nov 1 - 4, 2019	<i>19 International Congress of the Colegio Nacional de Bacteriologia, CNB Colombia</i>	Bogotá, CO
Nov 6 - 8, 2019	<i>3èmes Journées Francophones de Biologie Médicale</i>	Monaco, MC

Calendar continued on next page

Nov 7 - 9, 2019	<i>The Value of Laboratory Medicine into Clinical Medicine</i>	Erice, IT
Nov 11 - 23, 2019	<i>VirtuaLAB 2019: 3er Congreso Virtual de Bioquímica Clínica</i>	Online event
Nov 16 - 18, 2019	<i>XXVII Congreso Estatal de química clínica y Expolab Mexicali 2019</i>	Mexicali, MX
Nov 20 - 22, 2019	<i>Laboratory Medicine in Frailty of Laboratory Medicine</i>	Padua, IT
Nov 21 - 22, 2019	<i>Journées de l'innovation en biologie (JIB 2019)</i>	Paris, FR
Nov 21 - 23, 2019	<i>EEKX- KB 17th National Congress of Clinical Chemistry</i>	Athens, GR
Nov 28, 2019	<i>CIRME - 13th International Scientific Meeting - The Internal Quality Control in the Traceability Era</i>	Milan, IT
Nov 28 - 30, 2019	<i>XIX National Congress of Clinical Laboratory Professionals: Scientific Perspectives to the Technological Advances of the 21st Century</i>	Santo Domingo, DO
Nov 28 - 30, 2019	<i>XI Congreso Guerrerense de actualización académica para el desarrollo profesional del químico clínico y Expolab</i>	Acapulco, MX
Dec 3 - 5, 2019	<i>5th Annual Meeting, Saudi Society for Clinical Chemistry</i>	Riyadh, SA
Dec 6 - 7, 2019	<i>53e JBP, Journées de Biologie Praticienne</i>	Paris, FR
Feb 6 - 7, 2020	<i>International Congress on Quality in Laboratory Medicine</i>	Helsinki, FI
Mar 14 -16, 2020	<i>XXIII Congreso Nacional para el Análisis de la Garantía de la Calidad en el Laboratorio Clínico</i>	Tuxtla Gutierrez, MX
Apr 9, 2020	<i>42nd Conference LABAC</i>	Paris, FR
Jun 9 - 12, 2020	<i>XXXVII Nordic Congress in Medical Biochemistry</i>	Trondheim, NO
Jul 4-7, 2020	<i>24th International Conference on Laboratory Medicine and Pathobiology - An Expert Forum on Innovation in Clinical and Laboratory Medical Sciences</i>	Samos, GR
Sept 28 - Oct 1, 2020	<i>10th Santorini Conference "Systems medicine and personalized health and therapy" – "The odyssey from hope to practice: Patient first – Keeps Ithaca always in your mind"</i>	Santorini, GR

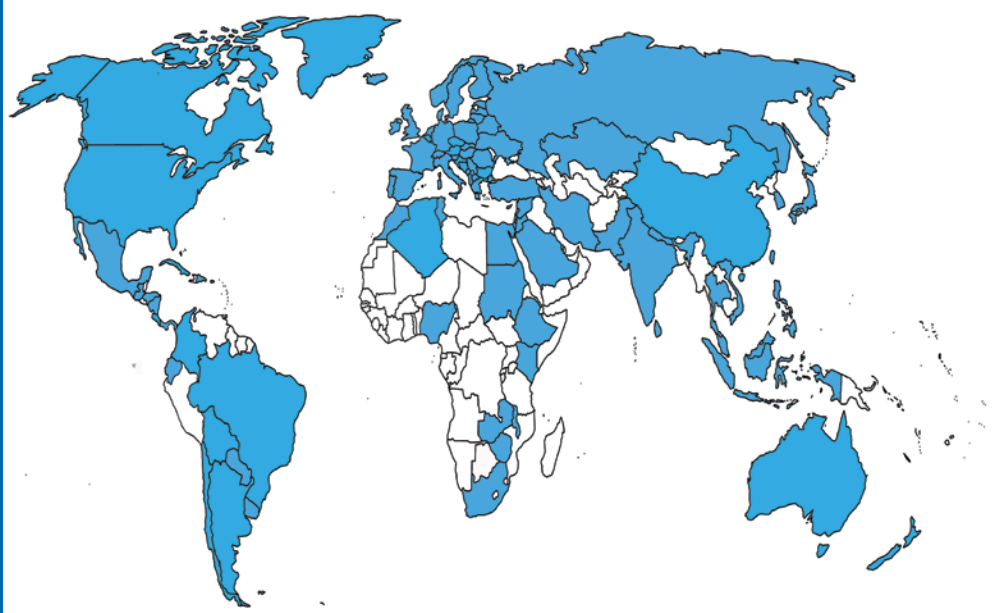
IFCC MEMBERSHIP

Full Members

Albania (AL)	Latvia (LV)
Algeria (DZ)	Lebanon (LB)
Argentina (AR)	Lithuania (LT)
Australia and New Zealand (AU/NZ)	Luxembourg (LU)
Austria (AT)	Macedonia (MK)
Belarus (BY)	Malawi (MW)
Belgium (BE)	Malaysia (MY)
Bolivia (BO)	Mexico (MX)
Bosnia Herzegovina (BA)	Montenegro (MNE)
Brazil (BR)	Morocco (MA)
Bulgaria (BG)	Nepal (NP)
Canada (CA)	Netherlands (NL)
Chile (CL)	Nigeria (NG)
China (Beijing) (CN)	Norway (NO)
China (Taipei) (TW)	Pakistan (PK)
Colombia (CO)	Palestine (PS)
Croatia (HR)	Panama (PA)
Cuba (CU)	Paraguay (PY)
Cyprus (CY)	Philippine (PH)
Czech Republic (CZ)	Poland (PL)
Denmark (DK)	Portugal (PT)
Dominican Republic (DO)	Romania (RO)
Ecuador (EC)	Russia (RU)
Egypt (EG)	Saudi Arabia (SA)
Estonia (EE)	Serbia (SRB)
Ethiopia (ET)	Singapore (SG)
Finland (FI)	Slovak Republic (SK)
France (FR)	Slovenia (SI)
Germany (DE)	South Africa (ZA)
Greece (GR)	Spain (ES)
Guatemala (GT)	Sri Lanka (LK)
Hong Kong (HK)	Sudan (SD)
Hungary (HU)	Sweden (SE)
Iceland (IS)	Switzerland (CH)
India (IN)	Syrian Arab Republic (SY)
Indonesia (ID)	Thailand (TH)
Iran (IR)	Tunisia (TN)
Ireland (IE)	Turkey (TR)
Israel (IL)	Ukraine (UA)
Italy (IT)	United Kingdom (UK)
Japan (JP)	United States (US)
Jordan (JO)	Uruguay (UY)
Kazakhstan (KZ)	Vietnam (VN)
Kenya (KE)	Zambia (ZM)
Korea (KR)	Zimbabwe (ZW)

Regional Federations

Arab Federation of Clinical Biology (AFCB)
 African Federation of Clinical Chemistry (AFCC)
 Asia-Pacific Federation for Clinical Biochemistry and Laboratory Medicine (APFCB)
 European Federation of Clinical Chemistry and Laboratory Medicine (EFLM)
 Latin America Confederation of Clinical Biochemistry (COLABIOCLI)
 North American Federation of Clinical Chemistry and Laboratory Medicine (NAFCC)



Corporate Members

Abbott	Mindray
Agilent Technologies Inc.	Mitsubishi Chemical Europe, GmbH
ADx Neurosciences	Nittobo Medical Co., LTD.
Agappe Diagnostics, Ltd.	Nova Biomedical Corporation
Asahi Kasei Pharma Corp., AS	Oneworld Accuracy Collaboration
BD Life Sciences – Preamalytical Systems	Ortho-Clinical Diagnostics, Inc.
Beckman Coulter, Inc.	PPD Inc.
Beijing Dream Diagnostics Medicine (DDM) Technology Co. Ltd.	Radiometer Medical ApS
The Binding Site Group, Ltd.	Randox Laboratories, Ltd.
Bio-Rad Laboratories	Roche Diagnostics, GmbH
C.P.M. Diagnostic Research, SAS	SCL Healthcare
DiaSys Diagnostic Systems GmbH	Sebia S.A.
Diatron	Sekisui Diagnostics (Uk) Ltd.
ET Healthcare Inc.	Sentinel CH SpA
Fujifilm Wako Pure Chemical Corporation	Shanghai Kehua Bio-Engineering Co., Ltd.
Fujirebio Europe	Shanghai Zhicheng Biol. Tech. Co., Ltd.
Gentian, AS	Sichuan Maccura Biotechnology Co., Ltd.
Helena Biosciences Europe	Siemens Healthcare Diagnostics
Hemas Hospitals (PVT) Ltd.	Snibe Co., Ltd.
HyTest, Ltd.	Sysmex Europe, GmbH
Immunodiagnostic Systems - IDS	Thermo Fisher Scientific
A. Menarini Diagnostics	Timedico A/S
MedicalSystem Biotechnology Co., Ltd.	Labor Dr. Wisplinghoff

Affiliate Members

Brazil: Sociedade Brasileira de Patologia Clínica / Medicina Laboratorial (SBPC/ML)
 China: Lab Medicine Committee, China Association of Medical Equipment (LMC)
 Egypt: Egyptian Association of Healthcare Quality and Patient Safety
 France: French National Network of Accredited Laboratories of Medical Biology (LABAC)
 India: Association of Medical Biochemists of India (AMBI)
 Iran: Iranian Association of Clinical Laboratory Doctors (IACLD)
 Jordan: Society for Medical Technology & Laboratories (SMTL)
 Kazakhstan: Public Association - Federation of Laboratory Medicine (FLM)
 Mexico: Federación Nacional de Químicos Clínicos (CONAQUIC A.C.)
 Nepal: Nepalese Association for Clinical Chemistry (NACC)
 Philippines: Philippine Council for Quality Assurance in Clinical Laboratories (PCQACL)
 Russia: Regional Association for Clinical Laboratory Diagnosis, St. Petersburg
 Serbia: Serbian Society for Clinical Laboratory Medicine and Science (SCLM)
 Spain: Asociación Española de Farmacéuticos Analistas (AEFA)
 Turkey: Society of Clinical Biochemistry Specialists (KBUD)
 Ukraine: Association for Quality Assurance of Laboratory Medicine (AQALM)

Publisher

**Communications and Publications
Division (CPD) of the IFCC**

The Communications and Publications Division publishes ten editions of the e-News per year, including two double issues.

Editor

Katherina Psarra, MSc, PhD
Department of Immunology - Histocompatibility
Evangelismos Hospital, Athens, Greece
E-mail: enews@ifcc.org

Design & Production:

**Insoft Digital**

epub@insoftdigital.com

Circulation

The eNews is distributed to all IFCC members registered on-line to receive it and to all IFCC sponsors.

Deadlines for submissions to the eNews

N° 1/2 – January/February: *by mid January*

N° 3 – March: *by mid February*

N° 4 – April: *by mid March*

N° 5 – May: *by mid April*

N° 6 – June: *by mid May*

N° 7/8– July/August: *by mid June*

N° 9 – September: *by mid August*

N° 10 – October: *by mid September*

N° 11 – November: *by mid October*

N° 12 – December: *by mid November*

If you want to submit an article or advertisement to be published in the eNews, send it to:
Katherina Psarra, Editor, IFCC eNews
E-mail: enews@ifcc.org

Copyright © 2019 IFCC. All rights reserved.
Contents may not be reproduced without the prior permission of the Communications and Publications Division (CPD) of the IFCC.