

Nº 1/2
January/February 2025

enews

International Federation of Clinical Chemistry
and Laboratory Medicine



Communications and Publications Division (CPD) of the IFCC
IFCC Office, Via C. Farini, 81
20159 Milano, Italy
E-mail: enews@ifcc.org



enews

In this issue

The voice of IFCC

- Message from the IFCC President 4
- Executive Board Elections for the Term 2027 – 2029 Report from the Nominations Committee 6
- Global Medlab Week 2025 (GMLW2025) 7
- IFCC Professional Scientific Exchange Program (PSEP): my experience at Brigham and Women's Hospital in Boston, USA 8
- IFCC Professional Scientific Exchange Program (PSEP): my experience at Ottawa Hospital & University of Ottawa, Canada 10
- IFCC Professional Scientific Exchange Program (PSEP): my experience at Aversi Clinic, Tbilisi, Georgia 12
- IFCC Professional Scientific Exchange Program (PSEP): my experience at University of Tübingen, Germany 13
- IFCC Abbott Visiting Lecture Programme (VLP): Prof. Adeli at the International Conference of Medical Laboratory & Health Sciences Research (ICMLH) 15
- Presentation and message of the new Chair of the Communications and Publications Division 17

IFCC: the people

- Welcome and thanks to the Chairs 20
- Calls for Nominations 22

IFCC: the Young Scientists

- Meet a Young Scientist from the IFCC Task Force-Young Scientists 23

Contribute to IFCC eNews

- Improved patient outcomes facilitated by C-peptide testing, enabling reclassification and therapeutic changes for patients with diabetes 25
- My Visits to the Geriatrics Society Meeting in Shenzhen, China and Clinical Laboratory in China 27

News from Regional Federations and Member Societies

- Dr Gizachew Tadesse Akalu is the new President of the African Federation of Clinical Chemistry (AFCC) 30
- News from Japan Society of Clinical Chemistry (JSCC) 2024 JSCC Academic Award 32

IFCC's Calendar of Congresses, Conferences & Events

- IFCC and Regional Federations events 33
- Corporate Member events with IFCC auspices 34
- Other events with IFCC auspices 34

The voice of IFCC

IFCC President's Message

January/February 2025

By Tomris Ozben


Dear Colleagues, Dear Friends,

Wishing you all a very Happy New Year! As we begin 2025, I am excited to continue our shared journey in advancing excellence in laboratory medicine for better healthcare worldwide. I would like to extend my heartfelt thanks to each of you for your remarkable contributions, voluntary services, expertise, and enthusiasm over the past year. Your resilience and dedication have been truly inspiring, and through your efforts, the IFCC has flourished, showcasing its achievements in laboratories worldwide and delivering excellent results across the globe. I look forward to another year of collaboration, progress, and success, beginning with the first meeting of the IFCC Executive Board (EB) held on January 30th and 31st.

A key event on the horizon is the IFCC General Conference in May, to be held before the EuroMedLab Congress. This event will take place in the beautiful city of Bruges on May 16th-17th, 2025. The IFCC General Conference is a pivotal event held every 2/3 years allowing IFCC officers to convene with worldwide leading scientists, both from IFCC Full and Affiliate Members Societies, Regional Federations, as well as Corporate Members, to discuss, present activities and projects, planning and decide on future actions of the organization. It is a unique event during which excellent minds can share experience also through brainstorming sessions. It will serve as a platform for meaningful discussions on the current state of laboratory medicine, its challenges, and the innovations shaping its future. The General Conference planned in 2025 will be the 16th edition of the event whose first program took place in 1981. As a Tradition, attendance is upon invitation (Chairs and Members of Divisions; Chairs of Committees, Taskforces & Working Groups; National Society Presidents/Representatives; Regional Federation Presidents; Corporate Member Representatives and Invited Speakers and Guests). The General Conference program, and presentations will be shared following the Conference with the IFCC community.

Additionally, I am delighted to renew our invitation to the EuroMedLab 2025 Congress of Clinical Chemistry and Laboratory Medicine, taking place in Brussels from May 18th-22nd, 2025. The congress promises to be a vibrant event, with cutting-edge scientific sessions and excellent networking opportunities. This year, simultaneous translation from English to Spanish will be available throughout the congress including educational workshops responding to the requests from our Latin American colleagues and helping to break down the language barrier preventing their attendance. Further technical details will be shared soon. I hope you will join us for this important gathering.

I am also pleased to announce the availability of up to 50 Travel Scholarships for Young Scientists from IFCC member countries. These scholarships will support their attendance at both the EuroMedLab Congress and the 4th edition of the IFCC FORUM for Young Scientists, which will be held on May 18th, 2025. The deadline for applications is March



Prof. Tomris Ozben
EuSpLM, Ph.D.

1st, 2025. This is a unique opportunity for emerging leaders in laboratory medicine to enhance their professional development, build connections, and foster collaboration in our field.

Important satellite meetings will also take place alongside the EuroMedLab 2025 Congress. The first is the 17th International Congress in Pediatric Laboratory Medicine (ICPLM), scheduled for May 18th from 8:30 AM to 3:00 PM at the Saint-Luc Clinique Universitaire in Brussels. This meeting, organized by the Committee of Emerging Technologies in Pediatric Laboratory Medicine (C-ETPLM), will focus on emerging technologies and innovations in pediatric laboratory medicine.

The second satellite event is the Satellite Symposium Brussels 2025, organized by the Royal Belgian Society of Laboratory Medicine (RBSLM) and French Society of Clinical Biology (SFCB). This will take place on May 18th from 10:00 AM to 3:45 PM and will focus on “Preventive Diagnostics: The Power of Laboratory Medicine.”

Another satellite meeting on “Indirect Reference Interval Methods: Educational Course & Hands-on Workshop” is under preparation. It is planned to be held on May 18th. The IFCC’s Task Force on Global Reference Interval Database (TF-GRID) and Committee on Reference Intervals and Decision Limits (C-RIDL) aim to conduct a one-day satellite meeting prior to the IFCC-EFLM EuroMedLab Brussels 2025. The underlying aim is to support the framework for reference interval education, determination and comparisons, with a focus on indirect methods for reference interval establishment and validation.

The goals are to

- Provide an educational opportunity for reference interval theory and statistical practice
- Promote the tools that will be used on the TF-GRID website
- Provide a workshop for hands-on, critical deployment indirect reference

I am also excited to announce the successful reception of several valuable applications for the Call for Professional Exchange Programme (PEP). These applications, submitted by various National Societies, were reviewed and finalized by the EB during our January EB meeting.

The IFCC’s Task Force on Outcome Studies in Laboratory Medicine (TF-OSLM) is currently in the process of selecting the winners for research proposals evaluating the impact of laboratory testing on health outcomes. This initiative aims to promote research on the role of laboratory medicine in clinical outcomes and raise awareness of its critical role in healthcare. For more information, including access to the IFCC’s database, please visit our official website.

Save the dates for Global MedLab Week (GMLW), April 21–27, 2025, with the theme “Labs Save Lives.” The Public Relations Committee of the IFCC Communications and Publications Division (C-PR) has been proudly celebrating the Global MedLab Week (GMLW) since 2022. This annual event highlights the crucial role of clinical laboratory professionals in healthcare, public health, and disease diagnosis. We encourage you to participate by organizing activities or sharing creative content such as podcasts, videos, or photos that highlights the life-saving impact of laboratory work. The top videos selected from IFCC regions will be given prizes. These prizes will be awarded between March and April 2025. Any additional awards and certificates will be provided by the IFCC. These awards will greatly encourage more colleagues in joining the IFCC Global MedLab Week campaign. We hope that this initiative can become increasingly well-known and widely disseminated worldwide.

As we move into 2025, I want to express my deepest gratitude for your unwavering commitment to advancing laboratory medicine on a global scale. Wishing you all a wonderful and productive start to the year ahead. May 2025 be filled with health, success, and exciting collaborations.

Best regards,
Prof. Dr. Tomris Ozben
President, IFCC

Executive Board Elections for the Term 2027 – 2029 Report from the Nominations Committee

By **Prof. Leslie C Lai**, Chair, IFCC Nominations Committee

The current membership of the Nominations Committee is shown below. We welcome new members to the Nominations Committee who began their first term of three years in 2024.

Membership of the Nominations Committee

Name	Position	Country	TERM	Time in Office
L. Lai	Chair	MY	2 nd	2024 01 – 2026 12
G. Beastall	Past Chair/Advisor	UK	2 nd	2024 01 – 2026 12
K. Adeli	Immediate Past President	CA	1 st	2024 01 – 2026 12
M. Germanos	AFCB Regional Fed Rep	LB	1 st	2024 04 – 2026 12
J. Aramide Onakoya	AFCC Regional Fed Rep	NG	1 st	2024 04 – 2026 12
R. Sinha	APFCB Regional Fed Rep	IN	1 st	2024 04 – 2026 12
R. Sierra Amor	COLABIOCLI Regional Fed Rep	MX	2 nd	2024 01 – 2026 12
K. Kohse	EFLM Regional Fed Rep	DE	2 nd	2024 01 – 2026 12
C. McCudden	NAFCC Regional Fed Rep	CA	1 st	2024 04 – 2026 12

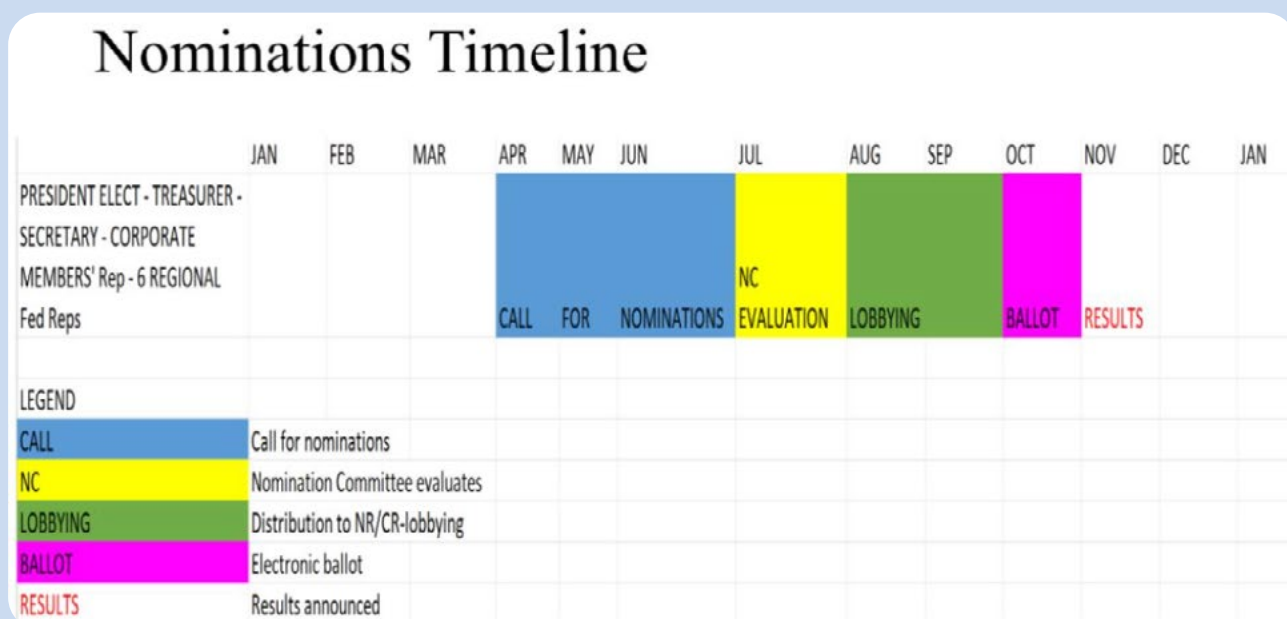
The current membership of the Nominations Committee is shown below. We welcome new members to the Nominations Committee who began their first term of three years in 2024.

Membership of the Nominations Committee

The following are changes to the regulations regarding election of Executive Board members that have been approved by IFCC Council members:

1. With the exception of the President and President Elect, members of the Executive Board are eligible for re-election only once for a given office.
2. No individual shall serve for more than six consecutive years on the Executive Board.
3. No individual shall serve for more than 6 years total in a given office.
4. No individual can be nominated for more than one position in the same year/same election cycle.
5. Elections for all IFCC Executive Board members will be held concurrently.

The election timeline of the next Executive Board for the term 2027 - 2029 is shown in the diagram below:



Global Medlab Week 2025 (GMLW2025)

By **Dr. BQF. María Pasquel-Moxley**, C-PR Chair, Member Ecuador: eNews, WG-IANT/CPD-IFCC



Objective

To unite the global medical laboratory community in celebrating and promoting the indispensable role of laboratory professionals in healthcare.

The Public Relations Committee of the IFCC Communications and Publications Division (C-PR/CPD-IFCC) has been proudly celebrating the Global Med Lab Week (GMLW) since 2022. This annual celebration takes place every April, highlighting the pivotal role Laboratory Medicine Professionals play, a role made especially evident during the pandemic.

For 2025, GMLW will occur from April 21 to 27, with the theme: “Labs Save Lives”. This initiative aims to honor and amplify the vital contributions of our profession and ensure its significance is recognized worldwide. To achieve this, we kindly seek your collaboration and support in engaging your functional unit to participate in this important event.

We invite you to contribute by organizing activities—academic, social, or cultural—or by sharing materials such as audios for podcast, podcasts, videos, photos, or other creative content with IFCC. All submissions should align with the 2025 theme, showcasing the impactful stories and experiences of Labs Save Lives.

We provide detailed guidelines, including access to a dedicated platform for submitting activities and content.

Additionally, if you have any concerns, please consult with the national representatives, the champions or with the C-PR member assigned by the Federation or to the IFCC office ifcc@ifcc.org laboratory community in celebrating and promoting the indispensable role of laboratory professionals in healthcare.

Recognitions: Please note that this project is voluntary; there is no fee. Colleagues who submit their videos, audios or podcasts, will receive a certificate of participation from IFCC. Prizes will be awarded to the best videos and podcasts

Visit the website <https://globalmedlabweek.com> and download the information, authorization letter, logos and material you need to create your video, audio or podcast and send your material through the same platform.

IFCC Professional Scientific Exchange Program (PSEP): my experience at Brigham and Women's Hospital in Boston, USA

By **José Manuel González de Aledo Castillo**, Senior Specialist in Clinical Biochemistry, Inborn Errors of Metabolism Section, Biochemistry and Molecular Genetics Department, Biomedical Diagnostic Center Hospital Clínic de Barcelona, Barcelona, Spain

As part of the IFCC Professional Exchange Program (PSEP), I had the invaluable opportunity to undertake a training stay with the Genomes to People (G2P) research group at Brigham and Women's Hospital in Boston, USA. This experience allowed me to engage in international scientific collaboration, enhance my expertise in genomic medicine and genomic newborn screening, and acquire advanced skills in genetic variant interpretation, family counseling, and clinical report preparation—knowledge that I am eager to apply and share within my home institution.

1. Context of the Training Stay

During 2024, from January to December, I undertook a training stay with the research group Genomes to People (G2P), part of the Department of Medicine and the Division of Genetics and Genomic Medicine at Brigham and Women's Hospital in Boston, Massachusetts, USA. During this period, I actively participated in the BabySeq 2 genomic screening project, funded by the National Institute of Health (NIH) and coordinated by the G2P group, in collaboration with various hospitals across the United States.

2. Activities Performed

1. Family recruitment for the study

I conducted meetings with families at *Boston Children's Hospital* during their postnatal follow-up visits. In these sessions, I provided detailed information about the BabySeq 2 project, addressed their questions, and managed the informed consent process for families interested in participating.

2. Genomic result analysis

At the *Laboratory for Molecular Medicine of Mass General Brigham*, I was involved in analyzing genetic variants identified in the genes included in the study. This process included:

- **Gene curation:** Evaluating the degree of association between candidate genes and specific diseases.
- **Variant curation:** Analyzing identified genetic variants to determine their pathogenicity.

3. Preparation of genetic reports

Once reportable variants were identified, I prepared genetic reports for the medical team. These reports included a detailed description of the diseases associated with the identified genes and the genetic variants found.

4. Family history interviews

I conducted interviews to obtain relevant family history information, developing pedigrees to include in the clinical reports.

5. Preparation of family-oriented reports

I created reports in accessible language for families, describing the genetic findings, a summary of their family history, and recommendations based on the results.

6. Results delivery sessions

I participated in meetings with families with positive results, explaining the genetic findings and their clinical significance.

3. Complementary Activities

7. Development of a research protocol

I collaborated in drafting the protocol titled “Characterization of the phenotype of participants identified with a treatable disorder by a genotype-first approach”, led by Dr. Nina Gold (Mass General Hospital), including its submission to the ethics committee.

8. Participation in scientific conferences

I attended and presented a poster at the 3rd International Conference on Newborn Screening (ICONS 2023) held in New York City, sharing advances and experiences related to the BabySeq 2 project.

9. Continuous training

I attended courses, clinical sessions, and training activities at institutions such as Harvard Medical School, The Broad Institute, Mass General Hospital, Brigham and Women’s Hospital, Boston Children’s Hospital, and Ariadne Labs. Many of these activities focused on inborn errors of metabolism and other topics related to clinical genetics.

4. Conclusion

The training stay with the G2P group allowed me to develop advanced competencies in clinical genetics, particularly in the context of genomic screening. The activities performed, both in genetic analysis and in interactions with families and medical teams, significantly contributed to my professional training and experience in this field.

I am deeply grateful to the IFCC for supporting this enriching professional exchange and to the G2P research team for their mentorship and collaboration. Special thanks to my colleagues and supervisors at G2P and at the Laboratory for Molecular Medicine of Mass General Brigham for their guidance and for fostering an inspiring learning environment. This experience has been transformative in advancing my career in genomic newborn screening, and I look forward to contributing to the field with the skills and insights I have gained.



Me presenting a poster at the 3rd International Conference on Newborn Screening held in New York City

IFCC Professional Scientific Exchange Program (PSEP): my experience at Ottawa Hospital & University of Ottawa, Canada.

By **Dr. Dipuo Dephney Motshwari**, SAMRC/CPUT/Cardiometabolic Health Research Unit, Department of Biomedical Sciences, Faculty of Health and Wellness Science, Cape Peninsula University of Technology, Cape Town, South Africa

I am deeply grateful to the IFCC for the opportunity to partake in the Professional Scientific Exchange Programme at the Department of Pathology and Laboratory Medicine, Eastern Ontario Regional Laboratory Association (EORLA), Division of Biochemistry, Ottawa Hospital & University of Ottawa, Canada. This program offered advanced training and exposure to a wide range of clinical biochemistry techniques and laboratory operations, significantly enhancing my expertise.

During the training, I gained hands-on experience across various laboratory benches. I started by shadowing phlebotomists during specimen collection, and spending some time at the specimen receiving and processing bench to gain an understanding of critical first steps of laboratory workflows. Following this, I spent some time operating the Roche e801 instrument and in the process, gained practical understanding of automated diagnostic systems, particularly on how to operate, maintain, and troubleshoot such instruments effectively. My training also extended to other specialized areas, including urinalysis, blood gas analysis, and the use of instruments like the gas chromatography (GC), bilirubinometer, and osmometer. I was also exposed to serum and urine protein electrophoresis, immunofixation, HPLC, and mass spectrometry for testing porphyrins, metanephrines, therapeutic drugs, and toxicology.

To supplement the practical/hands-on aspects of the training, I also participated in diverse teaching sessions on quality control, endocrinology, immunology, and advanced diagnostics. Dr. Ron Booth provided invaluable insights into quality control, method variations, and immunoassay methodology, while Dr. Julie Shaw expanded my understanding of point-of-care testing, external quality assurance, and blood gas analysis. Discussions with Dr. Chris McCudden on artificial intelligence, predictive models, reference intervals, and biological variations broadened my perspective on how these analytical tools can enhance diagnostic accuracy and improve patient outcomes. Training with Dr. Dan Lin on preanalytical variation, traceability, and uncertainty of measurement reinforced the importance of accuracy and precision in laboratory testing. I also benefited greatly from his training on immunoassay methodology and the analysis of water, electrolytes, and acid/base balance. Dr. David Colantonio provided practical insights through case studies and training on advanced techniques like LC-MS/MS, HPLC, and GC. I also visited the Children's Hospital of Eastern Ontario, where I had an insightful discussion with Dr. Blasutig on Pediatric Biochemistry and received hands-on training in pediatric-specific testing.

A key outcome of this program are the collaborations formed, which have led to me and Dr Booth submitting two abstracts to the upcoming EuroMedLab Congress: one comparing age- and BMI-specific serum neurofilament light-chain reference ranges, and another on the sufficiency of unconcentrated urine protein electrophoresis for routine use. I am also exploring a collaboration with Dr. McCudden on developing predictive models for chronic kidney disease in African populations. This transformative experience has enriched my technical expertise, deepened my understanding of quality control and diagnostic methodologies, and strengthened my research capabilities. The mentorship and training I received have inspired me to pursue excellence in clinical biochemistry.

I sincerely thank the IFCC for this exceptional opportunity and the EORLA Biochemistry Laboratory Team for their dedication to my professional growth. I also thank the SAACB (Prof Rivak Punchoo and Prof Tahir Pillay) for supporting the PSEP application.



With EORLA Biochemistry Laboratory Team

IFCC Professional Scientific Exchange Program (PSEP): my experience at Aversi Clinic, Tbilisi, Georgia

By **Le Ha Phuong**, Biochemistry department, Hanoi Medical University Hospital, Vietnam

I am Le Ha Phuong- a resident doctor of the Biochemistry department of Hanoi Medical University Hospital. I had a great opportunity to go to Tbilisi, Georgia through the IFCC organization. My host laboratory was Aversi Clinic, under the guidance of Phd. Nana Dzeladze. Aversi Clinic is the first in Georgia to pass the accreditation for Medical Laboratory with ISO 15189 quality standard and certified with ISO 9001 Quality Mark. I learnt a lot of things during the training in the Lab.

During my process, I had the chance to participate in routine clinical biochemistry tasks, analyze test results, and support quality management activities. I also learnt and practiced performing IQC and EQA of for some specific tests in the laboratory. In addition, I learnt about controlling the common errors in the pre-analytical phase every day. Luckily for me, I was able to participate in the lab's ISO program in October. Everyone prepared their documents very diligently and the process was very successful. Furthermore, I also learned some new techniques that my current lab does not have, for example: ELISA, PCR.

After this program, I was able to spot some differences between my current lab and Aversi Clinic lab. I hope that shortly I will be able to scale up clinical tests and apply international standards for my laboratory quality management.

Although I only had 1 month to stay there, I had many valuable lessons as well as beautiful memories with my colleagues here. Thank you IFCC organization for your supporting on my journey.



Me at the lab entrance



Me and all the great team in the lab

IFCC Professional Scientific Exchange Program (PSEP): my experience at University of Tübingen, Germany

By **Shameem Sheillah Buleya**, Inside Kamuzu Central Hospital, Lighthouse Laboratory, Lilongwe - Malawi.

Introduction

During my internship at the University of Tübingen, I had the opportunity to work on the preparation of documents for ISO 15189 accreditation. ISO 15189 is an international standard that establishes medical laboratory quality and competency standards.

My internship focused on learning from the documents used by the Laboratory of the University of Tübingen, Department of Tropical Medicine in achieving accreditation in order to aid in the process of ensuring that the Lighthouse Laboratory in Malawi meets the necessary standards for accreditation, which is critical for ensuring the reliability and accuracy of medical tests.

This report describes the important activities and responsibilities I took on during my internship, the skills I learned during the period.

Context of ISO 15189 Accreditation

ISO 15189 accreditation is a globally recognized certification that ensures medical laboratories maintain high standards in areas such as competence, quality management, and patient safety. The process involves a thorough evaluation of the laboratory's procedures, equipment, documentation, and staff competency.

Role and Responsibilities During the Internship

i. Organization and Review of Documents

A significant part of the internship involved developing new SOPs and reviewing the existing Lighthouse laboratory documents to ensure that they were up to date and compliant with ISO 15189 standards.

Using the University of Tübingen's guidance, I organized the Lighthouse laboratory's quality management system documents, which included procedures, policies, work instructions, and forms. I also ensured that the documentation was well-structured and made uniform for future reference and evaluations. The Quality Manual is one of the documents described below this.

ii. Evidence Collection

As part of the accreditation process, I learnt it was necessary to gather evidence that the laboratory was complying with the relevant standards. I later have organized evidence such as training records, equipment calibration certificates, and maintenance logs. I ensured that all documentation was complete and easily retrievable for the accreditation audit.

iii. Quality Management System (QMS)

I also assisted in reviewing the laboratory's existing Quality Management System (QMS). The QMS is a crucial component of ISO 15189 and ensures that the laboratory's activities are constantly monitored and improved. I helped to update the QMS documentation, identifying areas where improvements could be made to meet the standards set by ISO 15189.

Conclusion

My internship at the University of Tübingen provided me with invaluable experience in the field of quality management and accreditation for medical laboratories. The knowledge and skills I developed during this internship will undoubtedly benefit my future career in the healthcare and laboratory management fields.

I am grateful for the guidance and support of the International Federation For Clinical Chemistry (IFCC) and my supervisors Dr Diane Egger- Adam, Dr Sabine Belard, Dr Maria Bonitz as well as my colleague Dr Tamirat whose expertise and collaboration made this internship a highly rewarding experience.



Shameem Buleya with Dr Dianne Egger- Adam (Quality Manager)



First Day of internship

IFCC Abbott Visiting Lecture Programme (VLP): Prof. Khosrow Adeli at the International Conference of Medical Laboratory & Health Sciences Research (ICMLH), held at Zarqa University between 20 – 22 Nov. 2024 – Jordan

By **Dr. Lina Assaf**, Medical Technology & Laboratory Society, Amman - Jordan

The Medical Technology & Laboratory Society successfully held the *International Conference of Medical Laboratory and Health Sciences Research (ICMLH)* from November 20–22, 2024, in collaboration with Zarqa University, Jordan. This event brought together professionals, academics, and researchers from various disciplines to share knowledge and explore advancements in laboratory medicine and health sciences.

The participation of Prof. Khosrow Adeli, whose visit was made possible by the support of the IFCC-Abbott Visiting Lecturer Program (VLP) was a qualitative addition to the conference. His expertise and engaging presentations significantly enhanced the conference's impact and overall success.

Prof. Adeli's Contributions was through his Plenary Lecture titled: *"Technological Advancements in Laboratory Medicine: Predicting the Lab of the Future"*. He delivered a visionary keynote addressing emerging technologies and their implications for laboratory medicine. His insights into automation, artificial intelligence, and diagnostic innovations inspired participants to rethink laboratory practices and anticipate future developments. The lecture stimulated engaging discussions on integrating new technologies into clinical workflows, sparking ideas for interdisciplinary collaboration and research.

Prof. Adeli's second lecture was about *"Big Data Analytics in Laboratory Medicine: Real-World Application in Reference Interval Harmonization across Clinical Laboratories"*. This session focused on the practical applications of big data analytics, specifically in the harmonization of reference intervals across clinical laboratories. Prof. Adeli outlined methodologies and case studies, offering actionable strategies to standardize laboratory outputs. Attendees appreciated the practical relevance of this lecture, noting its potential to address ongoing challenges in data consistency and quality assurance in laboratory medicine.

The inclusion of Prof. Adeli in our program would not have been possible without the invaluable support of the IFCC-Abbott Visiting Lecturer Program. His lectures provided cutting-edge insights and practical tools, elevating the educational value of the conference.

On behalf of the Medical Technology & Laboratory Society, I would like to express our appreciation for IFCC-VLP, we are immensely grateful for your commitment to fostering global collaboration and education in laboratory medicine. The program's support significantly enhanced the conference's ability to deliver high-quality content to our attendees, leaving a lasting impact on their professional practices.

Prof. Adeli's visit underscored the importance of initiatives like the IFCC-VLP in promoting knowledge exchange and professional development. We look forward to future opportunities to collaborate with the IFCC and the VLP program to continue delivering world-class educational experiences to our community.

Thank you once again for your generous support and for helping us achieve the objectives of our conference.



Prof Adeli Visiting MTLs booth at the conference exhibition



Prof Adeli during his second lecture

IFCC Distinguished Awards 2025 - Extended Deadline

The new deadline is 28th February 2025

The IFCC confers several Distinguished Awards to scientists and clinicians who work in clinical chemistry and laboratory medicine or related disciplines. These Awards are the highest honors that our Federation can bestow on colleagues worldwide in recognition of their outstanding achievements, to publicize their exceptional research and other contributions that have improved medical and healthcare, and to stimulate and encourage other scientists to accelerate their efforts in advancing clinical chemistry and laboratory medicine.

[Click here](#) to read the call for nominations



Presentation and message with the new Chair of the Communications and Publications Division

By **Dra.BQF.María Pasquel-Moxley**, Chair C-PR, Interviewer



Prof. Dr. Harjit Pal Bhattoa
CPD Chair



Dra. BQF. María Pasquel-Moxley, Chair C-PR

Prof. Dr. Harjit Pal Bhattoa, MD, PhD, MSc, DSc graduated from the Medical Faculty of the University of Debrecen, Hungary and is a Specialist in Laboratory Medicine and a Sub-Specialist in Laboratory Immunology and Hematology. He is the Head of the Endocrinology Unit at the Department of Laboratory Medicine at University of Debrecen. His major research interests are markers of bone turnover and vitamin D. He has been involved in numerous studies on primary and secondary osteoporosis. He has published over a 100 peer-reviewed papers, authored 1 book and 9 book chapters. He serves as an Advisor to the European Commission in the field of medical devices and in vitro diagnostic medical devices. Apart from being the Chair of the IFCC Executive Committee of Communications and Publications Division (IFCC CPD), he is also a Consultant for the International Federation of Clinical Chemistry (IFCC) Scientific Division Committee on Bone Metabolism (IFCC C-BM). He is a Full-Member of the European Federation for Clinical Chemistry and Laboratory Medicine (EFLM) Communications Committee (EFLM C-C) and Secretary of the Committee: European Regulatory Affairs (EFLM C-ERA). He is the co-Editor-in-Chief of the Electronic Journal of the International Federation of Clinical Chemistry (eJIFCC) and the Editor of the EuroLabNews, the official newsletter of the EFLM. and is a regular reviewer for over 15 journals.

Message:

I have been with the IFCC Communications and Publications Division (CPD) Working Group eJIFCC since 2015, as the Assistant Editor of the eJIFCC (Editor-in-Chief: Prof Gabor L Kovacs (2015-2017) and Prof Janos Kappelmayer (2018-2023)) and am currently the eJIFCC co-Editor-in-Chief, along with Kannan Viadyanathan.

Having being on-board the IFCC CPD flagship under the exemplary Chairmanship of Prof Adeli Khosrow and later Prof Tahir Pillay, I gained in-depth insight into the unparalleled activities of the Committee. Under their leadership, I had the opportunity to recognize the importance of their mandate and the well-formulated terms of reference of the CPD.

The importance of transparent communication between the IFCC and all its interests cannot be over-emphasized. Efficient communication is paramount in forwarding the vision of the IFCC. Indicators of efficient communication are not necessarily based on the number of activities, but rather on the depth of penetration achieved by any message intended for dissemination.

Being an official platinum open-access Journal of the IFCC, the eJIFCC has strived to become a

Presentation and message with the new Chair of the Communications and Publications Division

main stream Journal in the field. After successfully being indexed in PubMed and Scopus, we are striving for registration with the Web of Science, CrossRef, DOI, DOAJ and ICMJE. The introduction of the Editorial Manager platform for manuscript submission and iThenticate to screen plagiarism have made the Journal more attractive for potential contributors. eJIFCC, as a destination for future publications, is highlighted to the various IFCC Scientific Divisions and Emerging Technologies Division Functional Units.

The monthly IFCC eNews summarizes global activities in the field of Laboratory Medicine and we are striving for a more lively, casual and attractive layout.

The website is perhaps the main beacon of the IFCC. The importance of Internet and Digital Communication cannot be overemphasized and continual presence on all Social Media platforms is most desired. Although the accepted indicators of activity are usually the number of followers, likes, posts and re posts, nonetheless, quality content is our main goal.

One exemplary venture of the IFCC is the Global Med Lab Week (GMLW). The celebration of this festival has helped propel our profession into the limelight that it respectfully deserves. Apart from propagating the GMLW in the Latin world, the Working Group Ibero-America Nomenclature and Translation (WG-IANT) excels in making the IFCC activities available in Spanish and Portuguese, along with managing the electronic journal Diagnostico In Vitro (DIV), which is published with its new format every 4 months uninterrupted since 2015.

Being a global umbrella organization, sleek and polished public relations are mandatory for the IFCC. This is, perhaps, most efficiently achieved by delegating ambassadors to events held under the auspices of the IFCC, ensuring representation and showcasing its activities.


I feel privileged to lead the IFCC CPD Executive Committee with its deeply motivated and dedicated team.



CPD group at IFCC WorldLab 2024 from left to right: Harjit Pal Bhattoa (HU), CPD Chair, Co-Editor eJIFCC; Kannan Vaidyanathan (IN), Co-Editor eJIFCC; Maria Pasquel-Moxley (EC), C-PR Chair; Dr Tahir Pillay (SA), Past Chair CPD; Silvia Colli Lanzi, IFCC office; Deniz Topcu, C-IDC Chair, CPD Secretary; Dr. Raúl Girardi WG-IANT Chair; Colleen Strain, Corporate Member.

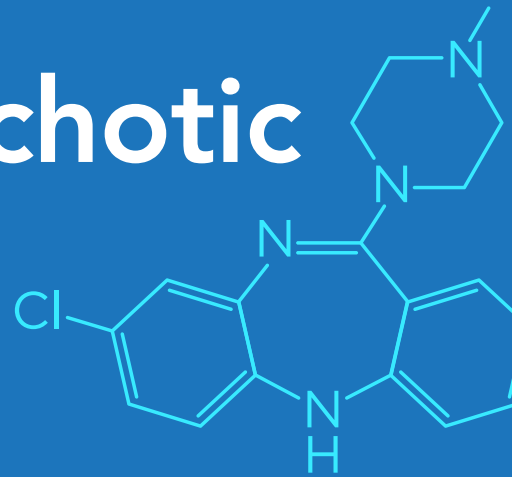


CPD Executive Committee working meeting in Amsterdam, 9 October 2024.



C-PR presenting a plaque of recognition to Dr. Tahir Pillay. Amsterdam, October 2024

Redefining Antipsychotic Therapeutic Drug Monitoring



The **Saladax MyCare™ Psychiatry Products** are the **only CE-Mark Assays** that bring a new level of confidence, convenience, and efficiency to your laboratory workflow, delivering precise and reliable results with a remarkably short turnaround time.

Test Menu

- Clozapine
- Risperidone
- Paliperidone
- Aripiprazole
- Quetiapine
- Olanzapine

Assay Highlights

- CE Mark
- Validated on clinical chemistry analysers from major instrument manufacturers
- Rapid, accurate and easy to perform
- Liquid-stable reagents, calibrators, and controls
- No sample pretreatment

To learn more visit mycaretests.com

 **Saladax**
BIOMEDICAL



IFCC: the people

Welcome and thanks to the Chairs

The IFCC extends a warm welcome to the new Chairs of its functional units while expressing gratitude to those who have concluded their tenure in office.

We present here the IFCC Chairs who began their time in office in 2025. A second group of them will be presented in the next issue of our eNews.

Communications and Publications Division (CPD)

Welcome to the new Chair, **Dr Harjit Pal Bhattoa** (Hungary) and thanks for his commitment to **Prof Tahir Pillay** (South Africa), who led the Division until December 2024.

Prof. Dr. Harjit Pal Bhattoa, MD, PhD, MSc, DSc graduated from the Medical Faculty of the University of Debrecen, Hungary and is a Specialist in Laboratory Medicine and a Sub-Specialist in Laboratory Immunology and Hematology. He is the Head of the Endocrinology Unit at the Department of Laboratory Medicine at University of Debrecen. His major research interests are markers of bone turnover and vitamin D. He has been involved in numerous studies on primary and secondary osteoporosis. He has published over a 100 peer-reviewed papers, authored 1 book and 9 book chapters. He serves as an Advisor to the European Commission in the field of medical devices and in vitro diagnostic medical devices. Apart from being the Chair of the IFCC Executive Committee of Communications and Publications Division (IFCC CPD), he is also a Consultant for the International Federation of Clinical Chemistry (IFCC) Scientific Division Committee on Bone Metabolism (IFCC C-BM). He is a Full-Member of the European Federation for Clinical Chemistry and Laboratory Medicine (EFLM) Communications Committee (EFLM C-C) and Secretary of the Committee: European Regulatory Affairs (EFLM C-ERA). He is the co-Editor-in-Chief of the Electronic Journal of the International Federation of Clinical Chemistry (eJIFCC) and the Editor of the EuroLabNews, the official newsletter of the EFLM and is a regular reviewer for over 15 journals.



Prof. Dr. Harjit Pal Bhattoa, new Chair of the Communications and Publications Division (CPD)



Prof. Tahir Pillay, who served as Chair of the Communications and Publications Division for two terms (2019-2024).

Working Group on Flow Cytometry (WG-FC)

Welcome to the new Chair, **Dr Evangelos (Evan) Ntrivalas** (USA) and thanks for his commitment to **Dr. Claude Lambert** (France), who led the Working Group until December 2024 and now is a consultant in the WG itself.

Dr Evangelos Ntrivalas, MD, PhD, D(ABMLI), HCLD/CC(ABB) received his MD from Medical School, University of Thessaloniki, Greece, and his PhD in Microbiology and Immunology from Rosalind Franklin University of Medicine and Science (RFUMS), North Chicago, IL. He then completed a Clinical Immunology Fellowship and subsequently became the Assistant Director in the Clinical Immunology Laboratory at RFUMS, implementing flow cytometric assays for monitoring and diagnosis of reproductive failures. In 2011 he moved to Scarborough, Maine, where he became the Clinical Laboratory Director at the Foundation for Blood Research, a specialized laboratory for immunoassays, protein electrophoresis, molecular and prenatal testing. In 2014 Dr. Ntrivalas joined Nova Biomedical, an IVD company, as a Director of Medical and Scientific Affairs. In this role he oversaw diagnostic trials of medical devices for point-of-care and critical care testing. Since 2019 Dr Ntrivalas is an Assistant Attending Immunologist at the Hematopathology Service of the Department of Pathology and Laboratory Medicine at Memorial Sloan Kettering Cancer Center in New York. In this role, Dr Ntrivalas is responsible, among others, for flow cytometric assays used for CD34 stem cell enumeration and for monitoring immune reconstitution following stem cell transplantation.

Dr. Ntrivalas is a board-certified Clinical Immunologist through the American Board of Medical Laboratory Immunology (D(ABMLI)), and the American Board of Bioanalysis as a High-complexity Clinical Laboratory Director/Clinical Consultant (HCLD/CC(ABB)). Throughout his career, he has participated in committees related to diagnostic and laboratory medicine, flow cytometric testing, laboratory developed tests, and accreditation and regulatory committees. He has also served as a board member in various scientific organizations. Dr Ntrivalas has been a speaker at national and international scientific meetings.



Dr Evangelos Ntrivalas, new Chair of the Working Group on Flow Cytometry (WG-FC)



Dr. Claude Lambert, Chair of the Working Group on Flow Cytometry (WG-FC) for two terms (2019-2024)

IFCC Calls for Nominations

Participate in IFCC activities and give your contribution! Review the open positions and, if interested, contact your National or Corporate Representative. Currently, the following calls for nominations are open:

Scientific Division (SD)

- **[IFCC Committee on Traceability in Laboratory Medicine \(C-TLM\)](#)**
1 member position - [see here](#) the call for nominations
Please send nominations for above position to Elisa Fossati (elisa.fossati@ifcc.org) by 24th February 2025
- **[IFCC Committee on Bone Metabolism \(C-BM\)](#)**
3 member positions - [see here](#) the call for nominations
Please send nominations for above SD positions to Elisa Fossati (elisa.fossati@ifcc.org) by 15th March 2025
- **[IFCC Committee on Nomenclature, Properties and Units \(C-NPU\)](#)**
3 member positions - [see here](#) the call for nominations
Please send nominations for above SD positions to Elisa Fossati (elisa.fossati@ifcc.org) by 15th March 2025

For any further information on nominations, please refer to your National or Corporate Representative - contacts are available [here](#).



IFCC: the Young Scientists

Meet a Young Scientist from the IFCC Task Force Young Scientists

Spotlight on: **Svitsai CHAGONDA**, IFCC Task Force-Young Scientists corresponding member from Zimbabwe, nominated by The Zimbabwe Association of Clinical Biochemistry and Laboratory Medicine (ZACB)



Could you please introduce yourself?

I am Svitsai Chagonda, a lecturer and scientist at the University of Zimbabwe, based in Harare. I am 33 years old and a mother of two beautiful children. Currently, I am a DPhil Fellow with the Enhancing Non-Communicable Diseases Research and Innovation Capacity in Harare, Zimbabwe (ENRICH) program. In my spare time, I enjoy learning new skills. I am currently learning to play the violin.

Could you share a bit about your background?

I hold a B.Sc. (Hons.) in Biomedical Science from Anglia Ruskin University, Cambridge, and an M.Sc. in Clinical Biochemistry from the University of Zimbabwe. I am a DPhil Fellow with the Enhancing Non-Communicable diseases Research and Innovation Capacity in Harare, Zimbabwe (ENRICH). My focus is on the genomic and metabolomic biomarkers of pregnancy induced hypertension in Zimbabwe. My professional experience includes roles as a clinical scientist, lecturer, and consultant in various medical and research institutions.

What is your current role in the lab/daily activity?

As a lecturer at the University of Zimbabwe, I lecture on Research Methodology and Molecular Biology. Additionally, I oversee laboratory operations, train personnel, draft and authorize controlled documents, and conduct laboratory audits according to ISO 15189 standards. My work involves running various laboratory tests in biochemistry. Lastly, I am part of the team that runs the lipid clinic in the Faculty and everyday use an interdisciplinary approach to manage our patients.

Could you give us a brief introduction to your national society and its main activities/the activities you have in your national society?

The Zimbabwe Association of Clinical Biochemistry and Laboratory Medicine represents professionals in the field of clinical biochemistry and laboratory medicine in Zimbabwe. As the IFCC Young Scientist Representative for Zimbabwe, I am involved in promoting the activities of the association and engaging young scientists in various initiatives and programs. The society promotes laboratory medicine through workshops and seminars. In addition, I am also the secretary for the AFCC Young Scientist Taskforce.

Can you highlight some of the key activities that you had with the IFCC Task Force-Young Scientists?

I have been involved in various activities aimed at fostering collaboration and knowledge exchange among young scientists. A fun activity which I had with the IFCC Task Force – Young Scientists was creating podcasts for Global MedLab Week, I had the pleasure of learning from my peers while promoting our profession.

How can YS from your national society get additional information about the activities of the association and activities with the TF-YS?

Young scientists from the Zimbabwe Association of Clinical Biochemistry and Laboratory Medicine can get additional information about the association's activities by attending our events, following

the AFCC Young Scientists Forum (@afcc_ysf) on social media, and reaching out to the association's representatives.

Is there any future collaborative project of IFCC TF-YS that you want to share with readers of IFCC eNews?

I am excited about the potential future collaborative projects with the IFCC Task Force-Young Scientists. The AFCC Young Scientists Task Force aims to collaborate with the IFCC TF-YS in projects which aim to enhance research capabilities, promote innovation, and foster international collaboration among young scientists all over the world, in the field of clinical biochemistry.

Spotlight on: Jelena MUNJAS,
IFCC Task Force-Young
Scientists corresponding
member from Serbia, nominated
by The Society of Medical
Biochemists of Serbia (DMBS)



Could you please introduce yourself?

Hi, my name is Jelena Munjas, I am a corresponding member of the TF-YS of the IFCC from the Society of Medical Biochemists of Serbia.

Could you share a bit about your background?

I have graduated at the Faculty of Pharmacy, University of Belgrade, study program pharmacy-medical biochemistry. Since my graduation, I worked as an intern for nine months at clinical laboratory at University Medical Center "Bežanijska kosa", Belgrade, Serbia. I have always imagined that I will work in clinical hospital laboratory. However, after internship, I have enrolled PhD studies at my faculty, at the Department of medical biochemistry and my "clinical biochemistry" path became a little different than I expected. I started working as a young researcher at the Department of medical biochemistry, and my PhD mainly focused on cardiovascular disease and molecular biology techniques, such as real-time PCR. That was a bit challenging at start, since we were not in detail trained for molecular biology techniques, but turned out to be perfect for me, because facing many laboratory and research problems and challenges only increased my curiosity and research enthusiasm. In parallel, I have started working as a teaching assistant and worked a lot in practical training with students in many courses at our Department.

What is your current role in the lab/daily activity?

Today I work as assistant professor at the Department of medical biochemistry, Faculty of Pharmacy, University of Belgrade. Daily, I still work a lot in practical training with students at courses such as medical biochemistry, clinical

enzymology, laboratory statistics, clinical chemistry with molecular diagnostics and give weekly lectures in General biochemistry. In parallel, I am working as a researcher in molecular biology and clinical chemistry lab at our department, with my colleagues, PhD students, and also undergraduate students. This provides a wonderful opportunity for undergraduates to gain practical lab skills in a "real-life" research environment during their studies.

Could you give us a brief introduction to your national society and its main activities/the activities you have in your national society? Can you highlight some of the key activities that you had with the IFCC Task Force-Young Scientists?

I actively participate in both science section and organization of our National congresses. In joint forces with our Society of Medical Biochemists of Serbia (SMBS) and IFCC we yearly promote Global Med Lab Week. Our student association "Team of medical biochemist" actively participates in all the initiatives organized by the SMBS, and also yearly organizes student congresses where we promote activities of our national society and opportunities students and graduates have through IFCC Task Force-Young Scientists.

Contribute to IFCC eNews

Improved patient outcomes facilitated by C-peptide testing, enabling reclassification and therapeutic changes for patients with diabetes

It is widely known that diabetes can have a devastating impact on quantity and quality of life, thus underscoring the importance of appropriate diagnosis and intervention. Importantly, distinguishing between diabetes type (type 1 versus type 2) can significantly impact treatment regimens and clinical decision-making. While clear diagnostic criteria exists for type 2 diabetes (T2DM), diagnosis of type 1 diabetes (T1DM) is based on imprecise clinical criteria, and clinical judgement at the time of presentation. This can result in potential misclassification of diabetes type, with patients on insulin indefinitely.



Pictured (from left to right): Carol Evans, Colin Dayan, Rowan Hellier, Arshiya Tabasum, Julia Johansson

Recognizing this potential impact, an integrated clinical care team from University Hospital of Wales implemented C-peptide testing into clinical practice to enable potential reclassification of patients with type 1 diabetes. C-peptide is a biomarker of insulin reserve, with concentrations >200 pmol/L prompting further investigations to determine if reclassification is appropriate, with the potential to stop or reduce insulin treatment. Between 2022-2024, 324 patients were evaluated for reclassification, of which, 49 (15%) patients were identified with a C-peptide level of >200 pmol/L. 38 (11.7%) of which were reclassified with T2DM, with another 11 patients (3.4%) awaiting reclassification and monogenic diabetes results. Among the reclassified individuals, 17

individuals (5.2% of the initially evaluated cohort) stopped their insulin completely, with addition of co-therapies.

Following reclassification, patients improved their HbA1c by an average of 10mmol/mol ($p < 0.01$), with a corresponding improvement in BMI of an average of 6kg/m² ($p < 0.05$). Importantly, patients reported improved quality of life following insulin cessation. Lastly, cost evaluations reveal that for every patient no longer requiring insulin and continuous glucose monitoring, £1602/year in costs are mitigated.

For their impressive outcomes, this integrated clinical care was awarded the 2024 UNIVANTS of Healthcare Excellence award recognition of Distinction. Congratulations to Arshiya Tabasum, Consultant Diabetes and Endocrinology University Hospital of Wales, Carol Evans, Consultant Biochemist Laboratory Director, Department of Medical Biochemistry & Immunology University Hospital of Wales, Rowan Hellier, Senior Biomedical Scientist at Cardiff and Vale University Health Board, Julia Johansson Evans, Health Care Assistant University Hospital of Wales Cardiff, Colin Dayan, Professor of Clinical Diabetes and Metabolism, Cardiff University School of Medicine. To learn more about this initiative and others, and/or to apply for recognition, please visit www.UnivantsHCE.com.



UNIFY FOR SOMETHING GREATER



UNIVANTS™
OF HEALTHCARE EXCELLENCE

The **UNIVANTS** of Healthcare Excellence Award program celebrates teams who have achieved measurably better outcomes in healthcare.

If you are a team of **UNIFIERS** who have applied **AVANT-GARDE** approaches to achieve better healthcare outcomes, [learn more and apply at UnivantsHCE.com](https://www.univantshce.com).



IN PARTNERSHIP WITH



My Visits to the Geriatrics Society Meeting in Shenzhen, China and Clinical Laboratory in China

By **Prof. Dr Tomris Ozben**, EuSpLM, Ph.D., D.Sc., Specialist in Medical Biochemistry, IFCC, President



On December 13th and 14th, 2024, the Geriatrics Society of China organized an academic conference in Shenzhen, focusing on preventive treatment, laboratory medicine, and chronic disease management. The event brought together renowned experts and professionals to share the latest advancements in geriatric care and laboratory medicine.

Throughout the conference, a wide range of important topics were covered, beginning with discussions on the role of new mass productivity in advancing geriatric laboratory medicine.

I presented a lecture regarding the link between obstructive sleep apnea syndrome (OSAS) and cardiovascular diseases in the context of aging including the results of our research to identify potential risk markers in the OSAS patients for cardiovascular disease development. OSA is a serious medical condition with systemic effects; patients with untreated OSA have a greater mortality risk from cardiovascular disease (CVD). Other complications include hypertension, congestive heart failure, atrial fibrillation, coronary artery disease, stroke, and type 2 diabetes. I presented the results of our research study to identify potential risk predictors for CVDs in the newly diagnosed OSAS patients without manifest CVDs.

A key session focused on the application of laboratory medicine in the diagnosis and treatment of geriatric diseases, as well as the new trends in the development of laboratory medicine within the framework of value-based healthcare.

Additional discussions provided updates on interpretation of recent standards in the field, offering valuable insights for practitioners.

The afternoon session started with a presentation on diagnosis and treatment of osteoporosis.

One of the highlights of the conference was a lecture delivered by Sergio Bernardini, Secretary of the IFCC Executive Committee and former Chairman of the IFCC Emerging Technologies Division. His presentation on “Vitamin D and Bone Metabolism” offered a deep dive into the crucial role of vitamin D in aging populations. His expertise underscored the importance of emerging research in laboratory medicine, leaving a lasting impact on the attendees and furthering the ongoing dialogue on the intersection of science and clinical practice.

These lectures were followed by a presentation on the use of nuclear magnetic resonance spectroscopy for lipid subtype for early cardiovascular event detection.

The final session of the conference shifted focus to serum tumor markers and the application of exosome assays in chronic disease management, both of which are becoming increasingly significant in clinical practice. Presentations were delivered on current status and perspectives of serum tumour markers. An interesting presentation was delivered on detection of markers for early warning of HBV-associated hepatocellular carcinoma (HCC).

The event concluded with a compelling presentation on the evolution of Alzheimer’s disease biomarkers, showcasing the continuous progress in laboratory medicine. Throughout the two

days, participants engaged in insightful discussions, driving forward the fields of geriatric care and laboratory medicine.

Clinical Laboratory Visits in Fujian Province, China

Following the academic conference, I had the privilege of visiting three clinical laboratories in Fujian Province, China, to gain firsthand insights into the operations and advancements in laboratory medicine in China.

My visits began on December 15th at **Xiamen Humanity Hospital**, a private hospital renowned for its patient-centered approach. I was warmly welcomed by Dr. Zhongying Zhang and Dr. Hongwei Jin, Directors of the Laboratory Department, who guided me through the Medical Laboratory Center. The hospital is equipped with state-of-the-art laboratory equipment, and discussions were held regarding the hospital's operational practices and initiatives for nurturing young talent in laboratory medicine.

On December 16th, I visited the **First Affiliated Hospital of Fujian Medical University**, the largest and most prestigious hospital in the province. Professor Qishui Ou, Deputy Dean and Director of the Laboratory Department, provided a tour of the hospital's cutting-edge facilities and the Fujian Provincial Key Laboratory of Laboratory Medicine. During the visit, I also shared information about the IFCC's structure and discussed potential collaborations to support academic partnerships and young professionals.

In the afternoon, I visited **Fujian Provincial Hospital**, a public hospital with nearly 90 years of history. I was greeted by Professor Yi Huang, Director of the Clinical Medical Laboratory Center, who showed me around the hospital's research and laboratory facilities. We also discussed the hospital's key research areas and explored opportunities for collaboration with the IFCC, including the upcoming EuroMedLab 2025 conference.

These visits provided valuable insights into the challenges and opportunities faced by clinical laboratories in China. The professional exchange and discussions with laboratory directors and staff were enlightening, and it was encouraging to see the strong interest in advancing laboratory medicine and the support for the IFCC's initiatives. The enthusiasm for collaboration between the IFCC and Chinese hospitals is a promising sign for future growth and innovation in laboratory medicine worldwide.

This experience has reinforced my commitment to expanding the scope of IFCC activities and fostering a dynamic platform for international cooperation and exchange. By engaging a broader network of countries and professionals, I aim to contribute to the continued growth and advancement of laboratory medicine globally.



Recognition for Professor Tomris Ozben at the Academic Symposium on Laboratory Medicine and the Management of Chronic Diseases




The First Affiliated Hospital of Fuzhou Medical University

My Visits to the Geriatrics Society Meeting in Shenzhen, China and Clinical Laboratory in China



Xiamen Humanity Hospital



Fujian Provincial Hospital

The IFCC Whatsapp channel is now LIVE!

Stay connected with the latest updates in lab medicine, events, and insights.
Join us today:

<https://whatsapp.com/channel/0029VafD5H72ER6f6TNIyY3A>



Be part of the global conversation!

The IFCC WhatsApp Channel is now LIVE!

News from Regional Federations and Member Societies

Dr Gizachew Tadesse Akalu is the new President of the African Federation of Clinical Chemistry (AFCC)

By **Dr Gizachew Tadesse Akalu**, Assistant Professor of Microbial, Cellular and Molecular Biology Research Coordinator, Research Development Directorate, Department of Microbiology, Immunology and Parasitology, School of Medicine - St. Paul's Hospital Millennium Medical College

On behalf of the African Federation of Clinical Chemistry (AFCC) and my capacity, I am proud to announce my new role to serve as president. Laboratory medicine is integral to patient care, yet it often remains underrepresented, and the disparities worsen in most poor resource countries. It is time for us to unite and advocate for our profession, ensuring our contributions are recognized and valued. I urged member societies and partners to engage actively in this mission, fostering an environment of support and shared vision.

As I take on this leadership role, I am committed to steering the AFCC towards groundbreaking initiatives to enrich the laboratory medicine field. The initiatives will include rebranding of AFCC nomenclature and online as well as physical identifiability to attract more membership and partnership across the African countries through collaboration with one strong national member society.

I am confident that with the support of the IFCC, functional committees, regional federations, and industry affiliate members, we can achieve our goals. Together, we can harness our collective expertise and creativity, and I call for action and renewed commitment to amplify the voice of laboratory medicine.

I expect an inaugural meeting on the housekeeping rules and principles to be abided by in the coming weeks!



*Dr Gizachew Tadesse Akalu,
new AFCC President*

For the first time in EuroMedLab history, **simultaneous translation from English to Spanish** will be available for all sessions from Sunday to Thursday, including educational workshops.
Detailed technical information will be provided soon.

26th IFCC-EFLM EUROMEDLAB CONGRESS OF CLINICAL CHEMISTRY AND LABORATORY MEDICINE

49th ANNUAL MEETING OF THE ROYAL BELGIAN SOCIETY OF LABORATORY MEDICINE

FROM **18 TO 22**
MAY 2025

VENUE

Brussels Expo

EUROMEDLAB BRUSSELS 2025

May 18-22, 2025



REGISTER NOW!

Deadline for early registration fee: 15th March 2025

News from Japan Society of Clinical Chemistry (JSCC) 2024 JSCC Academic Award

By **Hideo Sakamoto**, Ph.D., International Exchange Committee of JSCC

The Japan Society of Clinical Chemistry (JSCC) Academic Award is awarded to individual who have contributed outstanding academic research in clinical chemistry. In 2024, Yusuke Nakade, Ph.D., won the JSCC Academic Award. At the 64th Annual Meeting of the JSCC in Tochigi, Japan, held August 30 to September 1, 2024, award winner Dr. Nakade was congratulated by Dr. Takashi Miida, President of JSCC for his outstanding work in clinical chemistry.

We proudly introduce the 2024 JSCC Academic Award winner in this issue and distribute his outstanding work.

Yusuke Nakade, Ph.D., Clinical Laboratory, Kanazawa University Hospital, won the 2024 JSCC Academic Award for his work entitled, “d-amino acids: New player in kidney diseases.”

Although d- and l-type optical isomers (chiral amino acids) are present in amino acids, d-amino acids have long been believed to either not exist or have no function in the human body. Recent advances in analytical techniques have revealed that d-amino acids are present in mammalian bodies, including humans, and have physiological actions.

Their research group elucidated that symbiotic bacterial flora change as renal function declines, thereby affecting the body's d-amino acid profile. Using a mouse model of acute kidney injury, they showed increased d-serine and d-alanine production by symbiotic bacteria. These d-amino acids are absorbed from the intestinal tract into the blood and then reach the kidneys. They also exert protective effects against acute kidney injury. Thus, d-amino acids are closely related to kidney disease. d-serine is a candidate biomarker because it accurately reflects renal function. d-alanine has been studied as a candidate therapeutic agent. Notably, they conducted the first clinical study on healthy participants using a d-alanine preparation and confirmed its safety. A clinical study is currently underway on patients with kidney disease (jRCTs041230148).

Thus, their research group is working to overcome kidney disease from a new perspective of symbiotic bacterial flora and d-amino acids. Progress in this area is expected.



Yusuke Nakade, Ph.D., Clinical Laboratory, Kanazawa University Hospital, won the 2024 JSCC Academic Award

IFCC's Calendar of Congresses, Conferences & Events

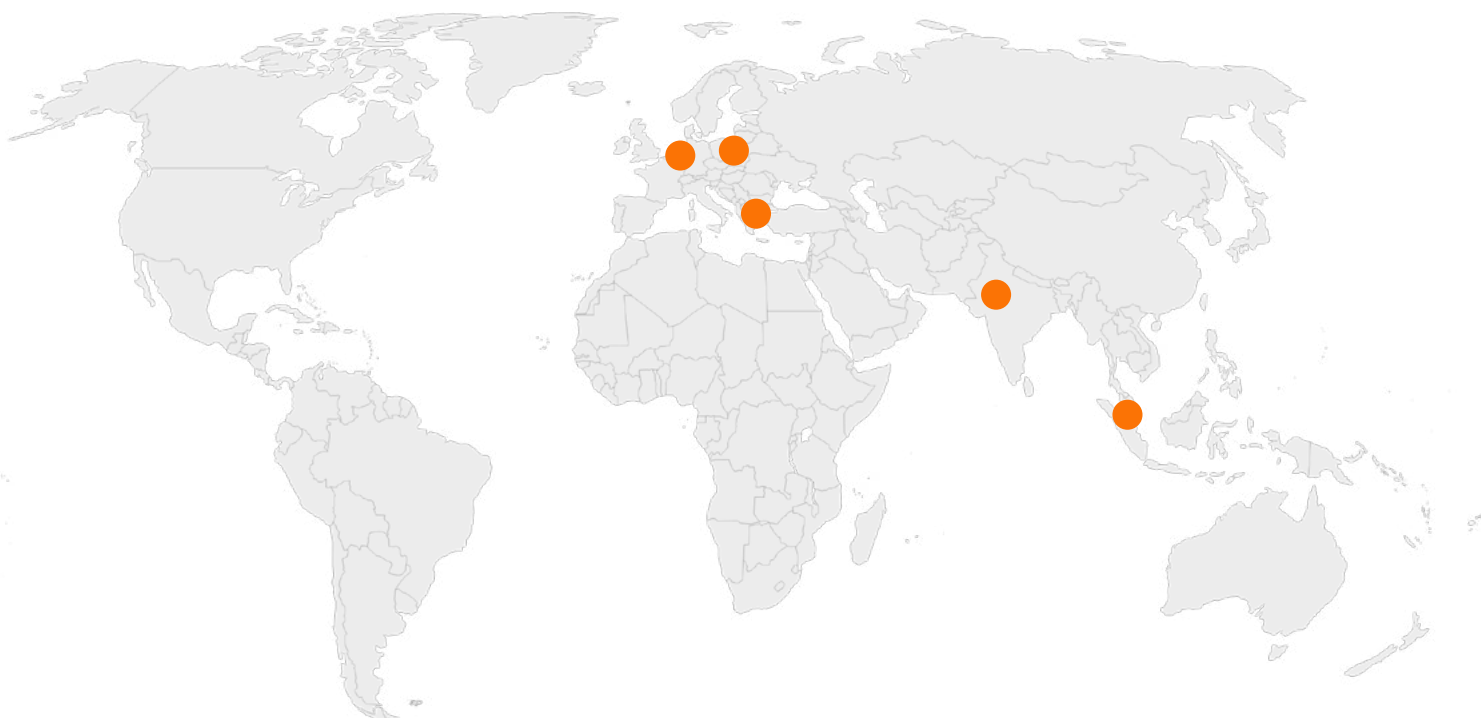
IFCC and Regional Federation Events			
Date		Title	Place
May 18 - 22, 2025		XXVI IFCC-EFLM EUROMEDLAB 2025	Brussels, BE
Oct 25 - 30, 2026		XXVII IFCC WORLDLAB 2026	New Dehli, IN
Oct 10 - 13, 2027		APFCB 2027 KUALA LUMPUR	Kuala Lumpur, MY
Date to be selected		XXVII IFCC-EFLM EUROMEDLAB 2027	Venue to be selected
Date to be selected		XXVII IFCC WORLDLAB 2028	Venue to be selected
Date to be selected		XXVII IFCC-EFLM EUROMEDLAB 2029	Venue to be selected
Date to be selected		XXVII IFCC WORLDLAB 2030	Venue to be selected

Corporate Member Events with IFCC Auspices

Date	Title	Place
Jan 12, 2025	International Symposium on Laboratory Medicine	SNIBE, CN
Jan 15 - May 31, 2025	Validation and Verification of Qualitative and Quantitative Methods	Quality Consulting, online events
Mar 21, 2025	International Symposium on Laboratory Medicine SNIBE	Warsaw, PL

Other events with IFCC auspices

[Click here](#)





Advertise in IFCC eNews!

Showcase your products and initiatives to more than 57.000 laboratory medicine specialists throughout Europe, North America, Asia- Pacific, Middle East, Africa and Latin America: laboratory directors, clinical chemists, and other clinical laboratory specialists and technologists, leading manufacturers, distributors and dealers in the field.

- Ten issues per year
- Free-of-charge to readers
- Interactive digital edition


Published ten times a year:

No 1/2	January/February
No3	March
No 4	April
No5	May
No 6	June
No 7/8	July/August
No9	September
No 10	October
No 11	November
No 12	December

For prices, formats and any further information on how your company can gain unique access to international markets through advertising with IFCC, please email us at enews@ifcc.org.

IFCC Corporate Members receive a 25% discount on current prices.

IFCC Executive Board 2024 – 2026



Tomris OZBEN
President



Khosrow ADELI
Past-President



Sergio BERNARDINI
Secretary



Alexander HALIASSOS
Treasurer



Tricia RAVALICO
Corporate Representative

Regional Representatives



R. ERASMUS
African Federation of Clinical Chemistry (AFCC)



O. NAJJAR
Arab Federation of Clinical Biology (AFCB)



T. BADRICK
Asia-Pacific Fed for Clin Biochem and Lab Med (APFCB)



M. PLEBANI
European Fed of Clin Chem and Lab Medicine (EFLM)



E. FREGGIARO
Latin-American Confederation of Clin Biochemistry (COLABIOCLI)



S. HAYMOND
North American Fed of Clin Chem and Lab Med (NAFCC)

IFCC Divisions and C-CC Chairs



C. COBBAERT (NL)
Scientific Division Chair



N. RIFAI (US)
Education and Management Division Chair



T. PILLAY (ZA)
Communications and Publications Division Chair



D. GRUSON (BE)
Emerging Technologies Division Chair



P. LAITINEN (FI)
Congresses and Conferences Committee Chair

IFCC Office Staff



(L-R) Paola Bramati, Silvia Cardinale, Elisa Fossati, Silvia Colli-Lanzi, Smeralda Skenderaj, Alison Vianello

IFCC Membership

Full members

Albania (AL) - ASoLaM
 Algeria (DZ) - SABC
 Argentina (AR) - CUBRA
 Armenia (AM) - AMLDS
 Australia and New Zealand (AU/NZ) - AACB
 Austria (AT) - ÖGLMKC
 Azerbaijan (AZ) - ASCLS
 Belgium (BE) - RBSLM
 Bolivia (BO) - SOBOBIOCLI
 Bosnia Herzegovina (BA) - UMBBiH
 Brazil (BR) - SBAC
 Bulgaria (BG) - BSCL
 Canada (CA) - CSCC
 Chile (CL) - SCHQC
 China (Beijing) (CN) - CSLM
 China Region (Taipei) (TW) - CACB
 Colombia (CO) - CNB
 Croatia (HR) - HDMBLM
 Cuba (CU) - SPCP
 Cyprus (CY) - ACLCY
 Czech Republic (CZ) - CSKB
 Denmark (DK) - DSKB
 Dominican Republic (DO) - CODOBIO
 Ecuador (EC) - SEBIOCLI
 Egypt (EG) - ESCC
 Estonia (EE) - ELMU
 Ethiopia (ET) - EMLA
 United Arab Emirates (UAE) - ECCS
 Finland (FI) - SKKY
 France (FR) - SFBC
 Georgia (GE) - GLMA
 Germany (DE) - DGKL
 Greece (GR) - GSCC-CB
 Guatemala (GT) - AQBG
 Hong Kong, China Region (HK) - HKSCC
 Hungary (HU) - MLDT
 Iceland (IS) - ISLM
 India (IN) - ACBI
 Indonesia (ID) - HKKI
 Iran (IR) - IAB
 Iraq (IQ) - ISMBG
 Ireland (IE) - ACBI
 Israel (IL) - ISCLS
 Italy (IT) - SIBioC
 Japan (JP) - JSCC
 Jordan (JO) - JSMLC
 Kenya (KE) - CCAK
 Korea (KR) - KSCC
 Kosovo (XK) - KACC
 Latvia (LV) - LLSB
 Lebanon (LB) - SDBLB
 Libya (LY) - LACP
 Lithuania (LT) - LLMD
 Luxembourg (LU) - SLBC
 Malawi (MW) - MAMLS
 Malaysia (MY) - MACB
 Mexico (MX) - CMCLABC
 Moldova (MD) - AMLRM
 Montenegro (MNE) - MACC
 Morocco (MA) - SMCC
 Myanmar (MM) - MMTA
 Nepal (NP) - NAMLS
 Netherlands (NL) - NVKC
 Nigeria (NG) - ACCN
 North Macedonia (MK) - MSMBLM
 Norway (NO) - NSMB
 Pakistan (PK) - PSCP
 Palestine (PS) - PMTA
 Panama (PA) - CONALAC
 Paraguay (PY) - ABP
 Peru (PE) - AMPPC
 Philippines (PH) - PAMET
 Poland (PL) - PTDL
 Portugal (PT) - SPML
 Romania (RO) - RALM
 Russia (RU) - FLM
 Saudi Arabia (SA) - SSSC
 Serbia (SRB) - DMBS
 Singapore (SG) - SABC
 Slovak Republic (SK) - SSKB
 Slovenia (SI) - SZKMLM
 South Africa (ZA) - SAACB
 Spain (ES) - SEMEDLAB
 Sri Lanka (LK) - ACBSL
 Sudan (SD) - SSSC
 Sweden (SE) - SSSC
 Switzerland (CH) - SSSC
 Syrian Arab Republic (SY) - SCLA
 Thailand (TH) - TSCLP
 Tunisia (TN) - STBC
 Türkiye (TR) - TBS
 Ukraine (UA) - ACCLMU
 United Kingdom (UK)
 United States (US) - ADLM
 Uruguay (UY) - ABU
 Vietnam (VN) - VACB
 Zambia (ZM) - BSZ
 Zimbabwe (ZW) - ZACB

Regional Federations

- Arab Federation of Clinical Biology (AFCB)
- African Federation of Clinical Chemistry (AFCC)
- Asia-Pacific Federation for Clinical Biochemistry and Laboratory Medicine (APFCB)
- European Federation of Clinical Chemistry and Laboratory Medicine (EFLM)
- Latin America Confederation of Clinical Biochemistry (COLABIOCLI)
- North American Federation of Clinical Chemistry and Laboratory Medicine (NAFCC)

Corporate members

Abbott Laboratories
 Agappe Diagnostics Ltd
 Arkray Inc.
 Asahi Kasei Pharma Corp.
 Autobio Diagnostics Co. Ltd.
 Bd Diagnostics-Preanalytical Systems
 Beckman Coulter, Inc.
 Beijing Wantai Biological Pharmacy Enterprise Co. Ltd.
 Bio Rad Laboratories
 Biomasterclin Laboratorios Venezuela
 Brooks Automation Italy srl
 Controllab
 Dia Sys Diagnostic Systems GmbH
 Diagnostica Stago
 Dirui Industrial Co., Ltd.
 ET Healthcare Inc.
 Fujifilm Wako Pure Chemical corporation
 Fujirebio-Europe
 Gentian As
 Greiner Bio-One GmbH
 Guangzhou Wondfo Biotech Co. Ltd.
 Helena Biosciencias Europe
 Hemas Hospital PVT
 Hytest LTD.
 Immunodiagnostic Systems INSTAND e.V.
 Instrumentation Laboratory i-SENS, Inc.
 Jianguo Bioperfectus Technologies Co. Ltd.
 Labor Team W AG
 Lifotronic Technology Co. Ltd.
 Maccura Biotechnology Co., Ltd.
 Medix Biochemica
 Menarini Diagnostics
 Mindray
 Nanjing Realmind Biotech Co., Ltd.
 Ningbo Medicsystem Biotechnology Co., Ltd.
 Nittobo Medical Co. Ltd.
 Oneworld Accuracy
 Quidelortho
 PHC Europe B.V.
 Quality Consulting
 Radiometer Medical ApS
 Randox Laboratories Ltd.
 Roche Diagnostics GmbH
 Sansure Biotech Inc
 Sebia S.A.
 Sentinel Ch SpA
 Shanghai Kehua-Bioengineering Co., Ltd.
 Shenzhen Drawray Biotech Co., Ltd
 Shenzhen YHLO Biotech Co., Ltd
 Siemens Healthcare Diagnostics
 Snibe Co., Ltd
 Stiftung für Pathobiochemie und Molekulare Diagnostik - Referenzinstitut für Bioanalytik (SPMD-RfB)
 Synlab International GmbH
 Sysmex Europe GmbH
 Technogenetics
 The Binding Site Group Ltd.
 Thermo Fisher Scientific
 Tosoh Corporation
 United Robotics Group GmbH
 Wisplinghoff
 Laboratoriumsmedizin Koeln
 Zybio Inc.

Affiliate Members

Argentina (AR) - FBA
 Armenia (AM) - AALM
 Botswana (BW) - BICLP
 Brazil (BR) - SBPC/ML
 China (CN) - LMC
 Egypt (EG) - EAHCQPS
 United Arab Emirates (UAE) - UAEGDA
 France (FR) - LABAC
 India (IN): ACCLMP and AMBI
 Iran (IR) - IAOLD
 Jordan (JO) - MTL
 Kazakhstan (KZ) - FLM
 Mexico (MX): CONAQUIC A.C., CONQUILAB and FENACQC
 Nepal (NP) - NACC
 Philippines (PH) - PCQACL
 Romania (RO) - OBBCSSR
 Serbia (RS) - SCLM
 Spain (ES): SANAC
 Sri Lanka (LK) - CCPSL
 Türkiye (TR) - KBUD
 Ukraine (UA) - AQALM



Publisher

Communications and Publications Division
(CPD) of the IFCC

The Communications and Publications
Division publishes ten editions of the e-News
per year, including two double issues.

Editor

Tahir Pillay, MB ChB, PhD, FRCPath (Lon),
FCPath (SA)
Department of Chemical Pathology,
University of Pretoria, South Africa
E-mail: enews@ifcc.org

The eNews is distributed to all IFCC
members registered on-line to receive it and
to all IFCC sponsors.

Deadlines for submissions to the eNews

N° 1/2 – January/February: by mid January

N° 3 – March: by mid February

N° 4 – April: by mid March

N° 5 – May: by mid April

N° 6 – June: by mid May

N° 7/8 – July/August: by mid June

N° 9 – September: by mid August

N° 10 – October: by mid September

N° 11 – November: by mid October

N° 12 – December: by mid November

If you want to submit an article or
advertisement to be published in the eNews,
send it to: enews@ifcc.org